









UTB

	B/D		Cyl.	ccm	kW	PS	Compr. Ratio	Pos.
D 115	D	95.000	3	2340 ccm	33 kW	45 PS	17:1	1
D 121	D	95.000	4	3119 ccm	41 kW	55 PS	17:1	1
D 110, 113	D	108.000	4	4760 ccm	36.7 kW	50 PS	17:1	4
D 2404, 062	D	102.000	4	3700 ccm				2



UTB

	YEAR		B/D	POS.		YEAR		B/D	POS
Tractor 350	1970	D 115	D	1	Tractor U-500		D 110, 113	D	4
Tractor 460	1972	D 121	D	1	Tractor U-650M		D 110, 113	D	4
Tractor 833 DT		D2404,062	D	2	Tractor U-651M		D 110, 113	D	4
Tractor U-50		D 110, 113	D	4					



UTB

1	2	3	4	5	6	7	8	9	10
O 95.00									1
D 115		1970	D	3	2340 ccm	33 kW	45 PS	17:1	
D 121		1972	D	4	3119 ccm	41 kW	55 PS	17:1	
3/4 95.00			001,P,CR,KV1	2.500	4.100				
			023,P,STD	2.500	4.100				
			231,P,CR,STD	5.500	4.650				
			320-0453-000			95.000			
O 102.00									2
D 2404, 062			D	4	3700 ccm				
4 102.00			001,P,CR,KV1	2.500	4.300				
			005,P,STD	2.500	4.300				
			231,P,CR,STD	5.000	4.300				
			320-0587-000			102.000			
O 102.00									3
4 102.00			008,15°,P,CR,KV1	3.000	4.300				
			005,P,STD	2.500	4.300				
			231,P,CR,STD	4.000	4.650				
			320-0501-000			102.000			
O 108.00									4
D 110, D113			D	4	4760 ccm	36.7 kW	50 PS	17:1	
4 108.00	GL 141.0	40.00	001,P,CR,STD	3.000	4.350				
	KH 87.0	88.00	005,P,STD	3.000	4.350				
	MT -23.2		005,P,STD	3.000	4.350				
			231,P,STD	6.000	4.650				
			031,P,STD	6.000	4.500				
			320-0433-000			108.000		510-0284-000	
110-0284-000		210-0284-000				109.000			
110-0284-001		210-0284-000							