







**RENAULT**

|  | B/D   |  | Cyl. | ccm      | kW       | PS       | Compr. Ratio | Pos. |
|---|-------|---|------|----------|----------|----------|--------------|------|
| 1   | 2     | 3   | 4    | 5        | 6        | 7        | 8            | 9    |
| 688.01  | B     | 70.00   | 4    | 1108 ccm | 25 kW    | 34 PS    | 8.3:1        | 1    |
| 688.02  | B     | 70.00   | 4    | 1108 ccm | 39 kW    | 53 PS    | 9.5:1        | 1    |
| 688.06  | B     | 70.00   | 4    | 1108 ccm | 26 kW    | 35 PS    | 9.5:1        | 1    |
| 688.09  | B     | 70.00   | 4    | 1108 ccm | 26 kW    | 35 PS    | 9.5:1        | 1    |
| 688.10  | B     | 70.00   | 4    | 1108 ccm | 26 kW    | 35 PS    | 9.5:1        | 1    |
| 688.11  | B     | 70.00   | 4    | 1108 ccm | 25 kW    | 34 PS    | 8.3:1        | 1    |
| 688.12  | B     | 70.00   | 4    | 1108 ccm | 25 kW    | 34 PS    | 9.5:1        | 1    |
| 688.13  | B     | 70.00   | 4    | 1108 ccm | 33 kW    | 45 PS    | 8.5:1        | 1    |
| 804.00  | B     | 70.00   | 4    | 1108 ccm | 32 kW    | 44 PS    | 8.5:1        | 1    |
| 810.02  | B     | 73.00   | 4    | 1289 ccm | 36 kW    | 49 PS    | 8.5:1        | 2    |
| 810.03  | B     | 73.00   | 4    | 1289 ccm | 29 kW    | 40 PS    | 8:1          | 2    |
| 810.05  | B     | 73.00   | 4    | 1289 ccm | 44 kW    | 60 PS    | 8.5:1        | 2    |
| 810.10  | B     | 73.00   | 4    | 1289 ccm | 44 kW    | 60 PS    | 9.5:1        | 2    |
| 810.19  | B     | 73.00   | 4    | 1289 ccm | 33 kW    | 45 PS    | 8.2:1        | 2    |
| 810.25  | B     | 73.00   | 4    | 1289 ccm | 47 kW    | 64 PS    | 9.5:1        | 2    |
| 810.26  | B     | 73.00   | 4    | 1289 ccm | 31 kW    | 42 PS    | 9.5:1        | 2    |
| 810.29  | B     | 73.00   | 4    | 1289 ccm | 40 kW    | 54 PS    | 9.6:1        | 2    |
| 821.00  | B[C]  | 77.00   | 4    | 1565 ccm | -        | -        | 8.6:1        | 8    |
| 829.00  | B[C]  | 88.00   | 4    | 1995 ccm | 76 kW    | 104 PS   | 9.2:1        | 18   |
| 829.01  | B[C]  | 88.00   | 4    | 1995 ccm | 76 kW    | 104 PS   | 9.2:1        | 18   |
| 829.702   | B[C]  | 88.00   | 4    | 1995 ccm | 80 kW    | 109 PS   | 9.2:1        | 18   |
| 841.25  | B[C]  | 79.00   | 4    | 1647 ccm | 53-54 kW | 72-74 PS | 9.3:1        | 11   |
| 841.26  | B[C]  | 79.00   | 4    | 1647 ccm | 70 kW    | 96 PS    | 9.3:1        | 11   |
| 841.725   | B[C]  | 79.00   | 4    | 1647 ccm | 58 kW    | 79 PS    | 9.3:1        | 11   |
| 847.20  | B[C]  | 76.00   | 4    | 1397 ccm | 40 kW    | 54 PS    | 9.25:1       | 6    |
| 129-5/XZ7R  | B     | 75.00   | 4    | 1218 ccm | 42 kW    | 57 PS    | 9.3:1        | 3    |
| 150-X5J   | B     | 75.00   | 4    | 1360 ccm | 52 kW    | 71 PS    | 9.3:1        | 3    |
| 8 U 8140  | D[AN] | 93.00   | 4    | 2445 ccm | 49 kW    | 72 PS    | 22:1         | 21   |
| 807 03/04/05/06   | B[C]  | 77.00   | 4    | 1565 ccm |          |          | 8.6:1        | 8    |
| 807 10/11   | B[C]  | 77.00   | 4    | 1565 ccm |          |          | 9.2:1        | 8    |
| 810...  | B     | 73.00   | 4    | 1289 ccm | 36-44 kW | 49-60 PS | 8.5:1        | 2    |
| 810-01  | B     | 73.00   | 4    | 1289 ccm | 26 kW    | 33 PS    | 8.5:1        | 2    |
| 8140. 68 U  | D[AN] | 93.00   | 4    | 2445 ccm | 53 kW    | 72 PS    | 22:1         | 21   |
| 8140.58 U   | D[AN] | 93.00   | 4    | 2445 ccm | 53 kW    | 72 PS    | 22:1         | 21   |
| 8140.61.200   | D[AN] | 93.00   | 4    | 2445 ccm | 53 kW    | 72 PS    | 22:1         | 21   |
| 8140.61.2300  | D[AN] | 93.00   | 4    | 2445 ccm | 53 kW    | 72 PS    | 22:1         | 21   |
| 8140.67.2500  | D[AN] | 93.00   | 4    | 2499 ccm | 55 kW    | 75 PS    | 22:1         | 22   |
| 8140.67.2580  | D[AN] | 93.00   | 4    | 2499 ccm | 55 kW    | 75 PS    | 18.5:1       | 23   |
| 829 E 7   | B[C]  | 88.00   | 4    | 1995 ccm | 61 kW    | 85 PS    | 9.2:1        | 18   |
| 847 700   | B[C]  | 76.00   | 4    | 1397 ccm | 35 kW    | 48 PS    | 8.25:1       | 6    |
| 847 720   | B[C]  | 76.00   | 4    | 1397 ccm | 47 kW    | 64 PS    | 9.25:1       | 6    |
| 851 700   | B [C] | 88.00   | 4    | 2165 ccm | 85 kW    | 116 PS   | 9.2:1        | 19   |
| 852 A700  | D[AN] | 86.00   | 4    | 2068 ccm | 45 kW    | 64 PS    | 21.5:1       | 16   |
| A1M 707   | B[C]  | 79.00   | 4    | 1647 ccm | 44-49 kW | 65-67 PS | 9.3:1        | 11   |
| A2M 723   | B[C]  | 79.00   | 4    | 1647 ccm | 54 kW    | 73 PS    | 9.3:1        | 11   |
| C 1E 720  | B     | 70.00   | 4    | 1108 ccm | 35 kW    | 48 PS    | 9.25:1       | 1    |
| C1E 715   | B     | 70.00   | 4    | 1108 ccm | 35 kW    | 48 PS    | 9.25:1       | 1    |
| C1J 715   | B[C]  | 76.00   | 4    | 1397 ccm | 44 kW    | 60 PS    | 9.25:1       | 6    |
| C1J 742   | B[C]  | 76.00   | 4    | 1397 ccm | 43 kW    | 58 PS    | -            | 6    |

**RENAULT**





|  | B/D    |  | Cyl. | ccm      | kW        | PS         | Compr. Ratio | Pos. |
|---|--------|---|------|----------|-----------|------------|--------------|------|
| C1J 768   | B[C]   | 76.00   | 4    | 1397 ccm | 44 kW     | 60 PS      | 9:1          | 6    |
| C2J 713   | B[C2]  | 76.00   | 4    | 1397 ccm | 46 kW     | 63 PS      | 9.25:1       | 6    |
| C2J 717   | B[C2]  | 76.00   | 4    | 1397 ccm | 44 kW     | 60 PS      | 9.25:1       | 6    |
| C2J 784   | B[C]   | 76.00   | 4    | 1397 ccm | 43 kW     | 59 PS      | 9:1          | 6    |
| C2L   | B[C]   | 77.00   | 4    | 1565 ccm | -         | -          | 9:1          | 8    |
| E5F A710 KAT  | B[B]   | 75.80   | 4    | 1171 ccm | 44 kW     | 60 PS      | 9.5:1        | 4    |
| E6J 700   | B[B]   | 75.80   | 4    | 1390 ccm | 59 Kw     | 80 PS      | 9.5:1        | 5    |
| E6J 701   | B[B]   | 75.80   | 4    | 1390 ccm | 58-59 kW  | 79-80 PS   | 9.5:1        | 5    |
| E6J 706   | B[B]   | 75.80   | 4    | 1390 ccm | 58-59 kW  | 79-80 PS   | 9.5:1        | 5    |
| E6J 712   | B[B]   | 75.80   | 4    | 1390 ccm | 43-57 kW  | 58-77 PS   | 8.9:1        | 5    |
| E6J 713   | B[C2]  | 75.80   | 4    | 1390 ccm | 55-57 kW  | 75-77 PS   | 9.5:1        | 5    |
| E6J 718   | B[C2]  | 75.80   | 4    | 1390 ccm | 55-57 kW  | 75-77 PS   | 9.5:1        | 5    |
| E6J 734   | B[B]   | 75.80   | 4    | 1390 ccm | 40-44 kW  | 55-60 PS   | 8.9:1        | 5    |
| E6J 738   | B[B]   | 75.80   | 4    | 1390 ccm | 43 kW     | 58 PS      | 8.9:1        | 5    |
| E6J 760   | B[C2]  | 75.80   | 4    | 1390 ccm | 55-57 kW  | 75-77 PS   | 9.5:1        | 5    |
| E7F 708 KAT   | B[B]   | 75.80   | 4    | 1171 ccm | 44 kW     | 60 PS      | 9.5:1        | 4    |
| E7J 720   | B[B]   | 75.80   | 4    | 1390 ccm | 55-59 kW  | 75-80 PS   | 9.5:1        | 5    |
| E7J 724   | B[B]   | 75.80   | 4    | 1390 ccm | 55-59 kW  | 75-80 PS   | 9.5:1        | 5    |
| E7J 726   | B[B]   | 75.80   | 4    | 1390 ccm | 55-59 kW  | 75-80 PS   | 9.5:1        | 5    |
| E7J 728   | B[B]   | 75.80   | 4    | 1390 ccm | 55-59 kW  | 75-80 PS   | 9.5:1        | 5    |
| E7J 773   | B[B]   | 75.80   | 4    | 1390 ccm | 55-59 kW  | 75-80 PS   | 9.5:1        | 5    |
| F 2N 206  | B [C]  | 81.00   | 4    | 1721 ccm | 66 kW     | 90 PS      | 9.5:1        | 15   |
| F 2N A700   | B[CM]  | 81.00   | 4    | 1721 ccm | 59 kW     | 80 PS      | 10:1         | 14   |
| F 2N C 710  | B[C]   | 81.00   | 4    | 1721 ccm | 66 kW     | 90 PS      | 10:1         | 14   |
| F 2N E708   | B[CM]  | 81.00   | 4    | 1721 ccm | 59 kW     | 80 PS      | 10:1         | 14   |
| F 8 Q 630   | D[AN]  | 80.00   | 4    | 1870 ccm | 47 kW     | 65 PS      | 22.5:1       | 12   |
| F 8 Q 662   | D[AN]  | 80.00   | 4    | 1870 ccm | 40 kW     | 55 PS      | 21.5:1       | 12   |
| F 8 Q 704   | D[AN]  | 80.00   | 4    | 1870 ccm | 47 kW     | 64 PS      | 22.5:1       | 12   |
| F 8 Q 710   | D[AN]  | 80.00   | 4    | 1870 ccm | 47 kW     | 64 PS      | 21.5:1       | 12   |
| F 8 Q 722   | D[AN]  | 80.00   | 4    | 1870 ccm | 48 kW     | 65 PS      | 22.5:1       | 12   |
| F 8 Q 724   | D[AN]  | 80.00   | 4    | 1870 ccm | 48 kW     | 65 PS      | 21.5:1       | 12   |
| F 8 Q 732   | D[AN]  | 80.00   | 4    | 1870 ccm | 47 kW     | 64 PS      | 22.5:1       | 12   |
| F 8 Q 742   | D[AN]  | 80.00   | 4    | 1870 ccm | 47 kW     | 64 PS      | 21.5:1       | 12   |
| F 8 Q 774   | D[AN]  | 80.00   | 4    | 1870 ccm | 48 kW     | 65 PS      | 22.5:1       | 12   |
| F8M 700   | D[AN]  | 78.00   | 4    | 1596 ccm | 40 kW     | 55 PS      | 22.5:1       | 9    |
| F8M 730   | D[AN]  | 78.00   | 4    | 1596 ccm | 40 kW     | 55 PS      | 22.5:1       | 10   |
| F9Q 718   | D[A]   | 80.00   | 4    | 1870 ccm | 79 kW     | 110 PS     | 19:1         | 13   |
| F9Q 730 KAT   | D[A]   | 80.00   | 4    | 1870 ccm | 72 kW     | 98 PS      | 18.3:1       | 13   |
| F9Q 734 KAT   | D[A]   | 80.00   | 4    | 1870 ccm | 72 kW     | 98 PS      | 18.3:1       | 13   |
| F9Q 780   | D[A]   | 80.00   | 4    | 1870 ccm | 55 kW     | 75 PS      | 18.3:1       | 13   |
| J5R A7  | B[C]   | 88.00   | 4    | 1995 ccm | 61 kW     | 85 PS      | 9.2:1        | 18   |
| J6R 234   | B[C]   | 88.00   | 4    | 1995 ccm | 81 kW     | 110 PS     | 9.2:1        | 18   |
| J6R 706   | B[C]   | 88.00   | 4    | 1995 ccm | 76 kW     | 103 PS     | 9.2:1        | 18   |
| J6R 707   | B[C]   | 88.00   | 4    | 1995 ccm | 76 kW     | 103 PS     | 9.2:1        | 18   |
| J7R   | B[B]   | 88.00   | 4    | 2165 ccm | 81-103 kW | 110-140 PS | 9.2:1        | 18   |
| J7T 730   | B [B]  | 88.00   | 4    | 2165 ccm | 92 kW     | 124 PS     | 9.9:1        | 19   |
| J8S 240   | D [A]  | 86.00   | 4    | 2068 ccm | 65 kW     | 88 PS      | 21.5:1       | 17   |
| J8S 704   | D[AN]  | 86.00   | 4    | 2068 ccm | 49 kW     | 67 PS      | 21.5:1       | 16   |
| J8S 708   | D[ LA] | 86.00   | 4    | 2068 ccm | 63 kW     | 86 PS      | 21.5:1       | 17   |
| J8S 714   | D [A]  | 86.00   | 4    | 2068 ccm | 65 kW     | 88 PS      | 21.5:1       | 17   |

**RENAULT**

|  | B/D   |  | Cyl. | ccm      | kW        | PS         | Compr. Ratio | Pos.      |
|---|-------|---|------|----------|-----------|------------|--------------|-----------|
| J8S 760   | D [A] | 86.00   | 4    | 2068 ccm | 65 kW     | 88 PS      | 21.5:1       | <b>17</b> |
| K9K 700   | D[LA] | 76.00   | 4    | 1461 ccm | 48-50 Kw  | 65-68 PS   | 18,8:1       | <b>7</b>  |
| K9K 702   | D[LA] | 76.00   | 4    | 1461 ccm | 60-62 kW  | 82-85 PS   | 18,8:1       | <b>7</b>  |
| K9K 704   | D[LA] | 76.00   | 4    | 1461 ccm | 48-50 kW  | 65-68 PS   | 18,8:1       | <b>7</b>  |
| K9K 706   | D[LA] | 76.00   | 4    | 1461 ccm | 48-50 kW  | 65-68 PS   | 18,8:1       | <b>7</b>  |
| K9K 710   | D[A]  | 76.00   | 4    | 1461 ccm | 48-50 kW  | 65-68 PS   | 18,8:1       | <b>7</b>  |
| K9K 712   | D[A]  | 76.00   | 4    | 1461 ccm | 74 kW     | 100 PS     | 18,8:1       | <b>7</b>  |
| K9K 714   | D[A]  | 76.00   | 4    | 1461 ccm | 50 kW     | 68 PS      | 18,8:1       | <b>7</b>  |
| K9K 722   | D[A]  | 76.00   | 4    | 1461 ccm | 60-63 kW  | 82-86 PS   | 18,8:1       | <b>7</b>  |
| K9K 724   | D[LA] | 76.00   | 4    | 1461 ccm | 63 kW     | 86 PS      | 18,8:1       | <b>7</b>  |
| K9K 750   | D[LA] | 76.00   | 4    | 1461 ccm | 60-65 kW  | 82-88 PS   | 18,3:1       | <b>7</b>  |
| K9K 752   | D[LA] | 76.00   | 4    | 1461 ccm | 48 kW     | 65 PS      | 18,8:1       | <b>7</b>  |
| K9K 760   | D[A]  | 76.00   | 4    | 1461 ccm | 50 kW     | 68 PS      | 18,8:1       | <b>7</b>  |
| K9K 762   | D[A]  | 76.00   | 4    | 1461 ccm | 50 kW     | 68 PS      | 18,8:1       | <b>7</b>  |
| K9K 768   | D[A]  | 76.00   | 4    | 1461 ccm | 50 kW     | 68 PS      | 18,8:1       | <b>7</b>  |
| S8U 742   | D[AN] | 93.00   | 4    | 2499 ccm | 53 kW     | 72 PS      | 22:1         | <b>22</b> |
| S8U 750   | D[AN] | 93.00   | 4    | 2499 ccm | 53 kW     | 72 PS      | 22:1         | <b>22</b> |
| S8U 752   | D[AN] | 93.00   | 4    | 2499 ccm | 53 kW     | 72 PS      | 22:1         | <b>22</b> |
| Z7V,112-730   | B     | 88.00   | 6    | 2664 ccm | 92 kW     | 128-142 PS | 9.2:1        | <b>20</b> |
| Z7V-140   | B     | 88.00   | 6    | 2664 ccm | 94-105 kW | 128-142 PS | 9.2:1        | <b>20</b> |
| Z7V-708/709/711   | B     | 88.00   | 6    | 2664 ccm | 92 kW     | 128-142 PS | 9.2:1        | <b>20</b> |







# RENAULT

|  | YEAR            |  | B/D | Pos. |  | YEAR            |  | B/D | Pos. |
|---|-----------------|---|-----|------|---|-----------------|---|-----|------|
| Express 1.4   | 03.1986→09.1997 | 847.20  | B   | 6    | Clio III 1.5 dCi  | 06.2005→        | K9K 760   | D   | 7    |
| Express 1.4   | 03.1986→09.1997 | C1J 715   | B   | 6    | Clio III 1.5 dCi  | 06.2005→        | K9K 762   | D   | 7    |
| Express 1.4   | 03.1986→06.1989 | C1J 768   | B   | 6    | Clio III 1.5 dCi  | 06.2005→        | K9K 768   | D   | 7    |
| Express 1.4   | 06.1987→09.1997 | C2J 784   | B   | 6    | Espace 1.9 dTi  | 02.1999→        | F9Q 734 KAT   | D   | 13   |
| Fuego 1.4   | 03.1980→10.1995 | 847 720   | B   | 6    | Espace 2.0  | 1990→           | J6R 234   | B   | 18   |
| Fuego 1.4   | 03.1980→10.1995 | 847.20  | B   | 6    | Espace 2.1 TD   | 10.1984→12.1990 | J8S 240   | D   | 17   |
| R 11 1.4  | 03.1983→03.1995 | 847.20  | B   | 6    | Espace 2.1 TD   | 10.1984→12.1990 | J8S 240   | D   | 17   |
| R 11 1.4  | 03.1983→12.1985 | C1J 715   | B   | 6    | Espace 2.2  | 11.1983→        | J7R   | B   | 18   |
| R 11 1.4  | 01.1985→03.1995 | C2J 717   | B   | 6    | Estafette 1.1   | 02.1962→12.1981 | 688.01  | B   | 1    |
| R 14 1.4  | 09.1979→12.1988 | 847.20  | B   | 6    | Estafette 1.3   | 10.1968 09.1980 | 810.01  | B   | 2    |
| R 14 1.4  | 03.1983→12.1988 | C1J 715   | B   | 6    | Express 1.4i  | 03.1986→09.1997 | E6J 712   | B   | 5    |
| R 18 1.4  | 04.1978→02.1986 | 847 700   | B   | 6    | Express 1.4i  | 03.1986→09.1997 | E6J 734   | B   | 5    |
| R 18 1.4  | 04.1978→02.1986 | 847 720   | B   | 6    | Express 1.4i  | 03.1986→09.1997 | E6J 738   | B   | 5    |
| R 18 1.4  | 04.1978→02.1986 | 847.20  | B   | 6    | Express 1.4i  | 09.1991→10.1997 | E7J 720   | B   | 5    |
| R 19 1.4  | 09.1988→12.2001 | 847.20  | B   | 6    | Express 1.4i  | 09.1991→10.1997 | E7J 724   | B   | 5    |
| R 19 1.4  | 09.1988→12.2001 | C1J 742   | B   | 6    | Express 1.4i  | 09.1991→10.1997 | E7J 726   | B   | 5    |
| R 19 1.4  | 10.1988→06.1993 | C1J 768   | B   | 6    | Express 1.4i  | 03.1994→10.1997 | E7J 728   | B   | 5    |
| R 21 1.4  | 06.1988→03.1993 | C2J 717   | B   | 6    | Express 1.4i  | 03.1994→10.1997 | E7J 773   | B   | 5    |
| R 5 1.4   | 05.1976→08.1983 | 847 700   | B   | 6    | Express 1.6 D   | 03.1986→08.1991 | F8M 730   | D   | 10   |
| R 5 1.4   | 1978→1987       | 847.20  | B   | 6    | Express 1.9 D   | 09.1991→        | F 8 Q 722   | D   | 12   |
| R 5 1.4   | 10.1984→12.1996 | C1J 715   | B   | 6    | Express 1.9 D   | 09.1991→        | F 8 Q 724   | D   | 12   |
| R 5 1.4   | 10.1984→12.1996 | C1J 768   | B   | 6    | Express 1.9 D   | 09.1991→        | F 8 Q 774   | D   | 12   |
| R 5 1.4   | 10.1980→03.1985 | C2J 713   | B   | 6    | Fuego 1.6   | 10.1982→10.1985 | A2M 723   | B   | 11   |
| R 5 1.4   | 10.1984→12.1996 | C2J 717   | B   | 6    | Fuego 2.0   | 02.1980→10.1985 | 829.01  | B   | 18   |
| R 5 1.4   | 10.1984→12.1996 | C2J 784   | B   | 6    | Fuego 2.1 TD  | 1981→           | J8S 714   | D   | 17   |
| R 9 1.4   | 09.1981→12.1995 | 847.20  | B   | 6    | Kangoo 1.5 dCi  | 05.2000→        | K9K 700   | D   | 7    |
| R 9 1.4   | 09.1981→03.1991 | C1J 715   | B   | 6    | Kangoo 1.5 dCi  | 05.2000→        | K9K 702   | D   | 7    |
| R 9 1.4   | 09.1981→12.1988 | C1J 768   | B   | 6    | Kangoo 1.5 dCi  | 05.2000→        | K9K 704   | D   | 7    |
| R 9 1.4   | 01.1985→12.1995 | C2J 717   | B   | 6    | Kangoo 1.5 dCi  | 05.2000→        | K9K 710   | D   | 7    |
| Rapid 1.4   | 03.1986→09.1997 | 847.20  | B   | 6    | Kangoo 1.5 dCi  | 06.2005→        | K9K 714   | D   | 7    |
| Rapid 1.4   | 03.1986→09.1997 | C1J 715   | B   | 6    | Kangoo 1.9 D  | 03.1998→        | F 8 Q 630   | D   | 12   |
| Rapid 1.4   | 03.1986→06.1989 | C1J 768   | B   | 6    | Kangoo 1.9 D  | 03.1998→        | F 8 Q 662   | D   | 12   |
| Rapid 1.4   | 06.1987→09.1997 | C2J 784   | B   | 6    | Kangoo 1.9 DTi  | 01.2000→11.2000 | F9Q 780   | D   | 13   |
| Trafic 1.4  | 09.1980→02.1989 | 847 700   | B   | 6    | Laguna 1.9 dCi  | 09.1999→03.2001 | F9Q 718   | D   | 13   |
| Trafic 1.4  | 09.1980→02.1989 | 847.20  | B   | 6    | Laguna 1.9 dTi  | 10.1997→        | F9Q 734 KAT   | D   | 13   |
| Trafic 1.4  | 09.1980→02.1989 | C1J 768   | B   | 6    | Masrer T28 2.5 D  | 08.1989→07.1998 | S8U 742   | D   | 22   |
| Alpine  | 1977→1984       | Z7V,112-730   | B   | 20   | Master T28 2.4 D  | 08.1980→08.1989 | 8140.61.2300  | D   | 21   |
| B 70  | 01.1983→12.1990 | 8140.61.235   | D   | 21   | Master T30 2.4 D  | 07.1980→        | 8 U 8140  | D   | 21   |
| Clio 1.2  | 01.1991→08.1998 | E5F A710 KAT  | B   | 4    | Master T30 2.4 D  | 07.1980→        | 8140.58 U   | D   | 21   |
| Clio 1.2  | 01.1991→09.1998 | E7F 708 KAT   | B   | 4    | Master T30 2.4 D  | 08.1980→08.1989 | 8140.61.2300  | D   | 21   |
| Clio 1.9 D  | 01.1991→09.1998 | F 8 Q 732   | D   | 12   | Master T30 2.4 D  | 07.1980→        | 8140.68 U   | D   | 21   |
| Clio 1.9 D  | 09.1998→        | F 8 Q 630   | D   | 12   | Master T35 2.4 D  | 08.1980→        | 8140.61.200   | D   | 21   |
| Clio 1.9 D  | 09.1998→        | F 8 Q 662   | D   | 12   | Master T35 2.4 D  | 08.1980→08.1989 | 8140.61.2300  | D   | 21   |
| Clio I 1.4  | 06.1990→02.1998 | E6J 713   | B   | 5    | Mégane 1.9 dCi  | 03.2000→        | F9Q 718   | D   | 13   |
| Clio I 1.4  | 06.1990→02.1998 | E6J 718   | B   | 5    | Mégane 1.9 dTi  | 03.1997→02.2001 | F9Q 730 KAT   | D   | 13   |
| Clio I 1.4  | 06.1990→02.1998 | E6J 760   | B   | 5    | Mégane 1.9 dTi  | 03.1997→02.2001 | F9Q 734 KAT   | D   | 3    |
| Clio I 1.4i   | 06.1990→12.1992 | E6J 700   | B   | 5    | Mégane II 1.5 dCi   | 11.2002→        | K9K 722   | D   | 7    |
| Clio I 1.4i   | 06.1990→02.1998 | E6J 712   | B   | 5    | Mégane II 1.5 dCi   | 05.2005→        | K9K 724   | D   | 7    |
| Clio II 1.5 dCi   | 06.2000→10.2007 | K9K 700   | D   | 7    | Mégane Scénic 1.9 dTi   | 04.1997→09.1999 | F9Q 730 KAT   | D   | 13   |
| Clio II 1.5 dCi   | 06.2001→        | K9K 702   | D   | 7    | Mégane Scénic 1.9 dTi   | 04.1997→09.1999 | F9Q 734 KAT   | D   | 13   |
| Clio II 1.5 dCi   | 06.2001→        | K9K 704   | D   | 7    | Modus 1.5 dCi   | 12.2004→        | K9K 724   | D   | 7    |
| Clio II 1.5 dCi   | 06.2001→        | K9K 706   | D   | 7    | Modus 1.5 dCi   | 09.2004→        | K9K 750   | D   | 7    |
| Clio II 1.5 dCi   | 06.2001→        | K9K 710   | D   | 7    | Modus 1.5 dCi   | 09.2004→        | K9K 752   | D   | 7    |
| Clio II 1.5 dCi   | 03.2003→        | K9K 712   | D   | 7    | Modus 1.5 dCi   | 09.2004→        | K9K 760   | D   | 7    |
| Clio II 1.5 dCi   | 06.2001→        | K9K 714   | D   | 7    | Modus 1.5 dCi   | 09.2004→        | K9K 762   | D   | 7    |
| Clio II 1.9 dTi   | 02-2000→        | F9Q 780   | D   | 13   | Modus 1.5 dCi   | 06.2005→        | K9K 768   | D   | 7    |
| Clio III 1.5 dCi  | 06.2005→        | K9K 750   | D   | 7    | R 18 2.0  | 11.1979→1985    | 829.70  | B   | 18   |
| Clio III 1.5 dCi  | 06.2005→        | K9K 752   | D   | 7    | R 18 2.0  | 11.1979→1985    | 829.00  | B   | 18   |
| R 18 2.0  | 11.1979→1985    | 829.01  | B   | 18   | R18 2.1 D   | 12.1979→        | 852 A700  | D   | 16   |



# RENAULT

|  | YEAR            |  | B/D | Pos. |  | YEAR             |  | B/D | Pos. |
|---|-----------------|---|-----|------|---|------------------|---|-----|------|
| R 19 1.2  | 05.1992→        | E7F 708 KAT   | B   | 4    | R18 2.1 D   | 12.1979→         | J8S 704   | D   | 16   |
| R 19 1.4  | 09.1988→12.2001 | E6J 700   | B   | 5    | R18 2.1 TD  | 11.1981→07.1986  | J8S 708   | D   | 17   |
| R 19 1.4i   | 09.1988→12.2001 | E6J 700   | B   | 5    | R18 2.1 TD  | 11.1981→07.1986  | J8S 714   | D   | 17   |
| R 19 1.4i   | 09.1988→12.2001 | E6J 701   | B   | 5    | R18 2.1 TD  | 1984→            | J8S 240   | D   | 17   |
| R 19 1.4i   | 09.1988→12.2001 | E6J 706   | B   | 5    | R19 1.7   | →09.1985         | F 2N 206  | B   | 15   |
| R 19 1.4i   | 06.1988→12.2001 | E6J 734   | B   | 5    | R19 1.9 D   | 09.1988→12.1995  | F 8 Q 742   | D   | 12   |
| R 20 2.0  | 07.1977→12.1983 | 829.01  | B   | 18   | R20 2.1 TD  | 01.1982→12.1983  | J8S 240   | D   | 17   |
| R 20 2.2  | 10.1980→12.1983 | 851 700   | B   | 19   | R21 2.1 D   | 03.1986→05.1992  | J8S 704   | D   | 16   |
| R 21 1.7  | 03.1986→09.1990 | F 2N C 710  | B   | 14   | R25 2.1 TD  | 04.1984→12.1992  | J8S 708   | D   | 17   |
| R 21 1.9 D  | 06.1989→        | F 8 Q 704   | D   | 12   | R4 1.1  | 10.1978 12.1993  | 688.12  | B   | 1    |
| R 21 1.9 D  | 06.1989→        | F 8 Q 710   | D   | 12   | R4 1.1  | 1965→            | 688.01  | B   | 1    |
| R 21 2.1 TD   | 03.1986→06.1994 | J8S 714   | D   | 17   | R4 1.1  | 10.1982→ 12.1993 | 688.11  | B   | 1    |
| R 25 2.0  | 04.1984→12.1992 | J6R 706   | B   | 18   | R5 1.1  | 10.1979 03.1985  | 688.13  | B   | 1    |
| R 25 2.0  | 04.1984→12.1992 | J6R 707   | B   | 18   | R5 1.3  | 04.1974 09.1984  | 810.25  | B   | 2    |
| R 25 2.2  | 04.1984→12.1989 | J7T 730   | B   | 19   | R5 1.3  | 10.1979→09.1984  | 810.19  | B   | 2    |
| R 25 2.2  | 1989→           | J7R   | B   | 18   | R5 1.3  | 03.1978 09.1984  | 810.29  | B   | 2    |
| R 25 V6   | 03.1984→1990    | Z7V-708/709/711   | B   | 20   | R5 1.3  | 02.1976→09.1979  | 810.26  | B   | 2    |
| R 30 TS   | 1975→1984       | Z7V-140   | B   | 20   | R5 1.6 D  | 10.1987→03.1995  | F8M 730   | D   | 10   |
| R 30 TX   | 1978→1984       | Z7V-140   | B   | 20   | R6 1.1  | 09.1971 08.1980  | 688   | B   | 1    |
| R10 1.3   | 07.1969→10.1972 | 810.03  | B   | 2    | R6 1.1  | 1976→            | 688.12  | B   | 1    |
| R11 1.1   | 03.1983→03.1991 | C1E 715   | B   | 1    | R6 1.1  | 09.1980 03.1986  | 688.13  | B   | 1    |
| R11 1.1   | 03.1983→03.1991 | C1E 720   | B   | 1    | R7 1.1  | 09.1980 12.1982  | 688.13  | B   | 1    |
| R11 1.3   | 1974→1980       | 810.10  | B   | 2    | R8 1.1  | 02.1969 07.1976  | 688.02  | B   | 1    |
| R11 1.6   |                 | C2L   | B   | 8    | R8 1.1  | 02.1969 10.1972  | 688.06  | B   | 1    |
| R11 1.6 D   | 03.1983→03.1991 | F8M 700   | D   | 9    | R8 1.1  | 02.1969 10.1972  | 804.00  | B   | 1    |
| R11 1.6 D   | 08.1983→12.1988 | F8M 730   | D   | 10   | R9 1.1  | 09.1981 10.1987  | C1E 715   | B   | 1    |
| R11 1.7   | 10.1983→07.1989 | F 2N A700   | B   | 14   | R9 1.1  | 09.1981 10.1987  | C1E 720   | B   | 1    |
| R11 1.7   | 10.1983→07.1989 | F 2N E708   | B   | 14   | R9 1.6  |                  | C2L   | B   | 8    |
| R11 1.7   | 03.1986→        | F 2N C 710  | B   | 14   | R9 1.6 D  | 09.1982→03.1991  | F8M 700   | D   | 9    |
| R12 1.3   | 10.1969 12.1989 | 810.01  | B   | 2    | R9 1.6 D  | 10.1982→12.1988  | F8M 730   | D   | 10   |
| R12 1.3   | 04.1971 12.1989 | 810.02  | B   | 2    | R9 1.7  | 09.1984→06.1987  | F 2N A700   | B   | 14   |
| R12 1.3   | 04.1971 12.1989 | 810.05  | B   | 2    | R9 1.7  | 03.1986→         | F 2N C 710  | B   | 14   |
| R14 1.3   | 1972→           | 810.10  | B   | 2    | Rapid 1.4i  | 09.1991→09.1997  | E6J 734   | B   | 5    |
| R14 GTL   | 1976→1983       | 129-5/XZ7R  | B   | 3    | Rapid 1.4i  | 09.1991→09.1997  | E6J 738   | B   | 5    |
| R14 GTL   | 07.1979→1983    | 150-X5J   | B   | 3    | Rapid 1.4i  | 09.1991→10.1997  | E7J 720   | B   | 5    |
| R14 GTS   | 07.1979→1983    | 150-X5J   | B   | 3    | Rapid 1.4i  | 09.1991→10.1997  | E7J 724   | B   | 5    |
| R14 L   | 1976→1983       | 129-5/XZ7R  | B   | 3    | Rapid 1.4i  | 09.1991→10.1997  | E7J 726   | B   | 5    |
| R14 TL  | 1976→1983       | 129-5/XZ7R  | B   | 3    | Rapid 1.4i  | 03.1994→10.1997  | E7J 728   | B   | 5    |
| R14 TS  | 1979→1983       | 129-5/XZ7R  | B   | 3    | Rapid 1.4i  | 03.1994→10.1997  | E7J 773   | B   | 5    |
| R14 TS  | 07.1979→1983    | 150-X5J   | B   | 3    | Rapid 1.6 D   | 03.1986→08.1998  | F8M 730   | D   | 10   |
| R18 1.6   | 1978→07.1986    | C2L   | B   | 8    | Rapid 1.9 D   | 09.1991→         | F 8 Q 722   | D   | 12   |
| R18 1.6   | 04.1978→09.1982 | 841.25  | B   | 11   | Rapid 1.9 D   | 09.1991→         | F 8 Q 724   | D   | 12   |
| R18 1.6   | 04.1978→02.1986 | 841.26  | B   | 11   | Rapid 1.9 D   | 09.1991→         | F 8 Q 774   | D   | 12   |
| R18 1.6   | 04.1978→09.1982 | 841.725   | B   | 11   | Rodeo 5 1.1   | 07.1971→04.1980  | 688.100   | B   | 1    |
| R18 1.6   | 04.1978→02.1986 | A2M 723   | B   | 11   | Rodeo 6 1.3   | 10.1980 08.1981  | 810.19  | B   | 2    |
| Safrane 2.1 TD  | 11.1993→07.1996 | J8S 760   | D   | 17   | Thalia II 1.5 dCl   | 09.2001→         | K9K 706   | D   | 7    |
| Scénic 1.9 dTi  | 09.1999→        | F9Q 734 KAT   | D   | 13   | Trafic 1.6  | 09.1980→02.1989  | A1M 707   | B   | 11   |
| Scenic II 1.5 dCl   | 05.2003→        | K9K 722   | D   | 7    | Trafic 2.5 D  | 05.1989→         | S8U 742   | D   | 22   |
| Scenic II 1.5 dCl   | 05.2003→        | K9K 724   | D   | 7    | Trafic 2.5 D  | 05.1989→         | S8U 750   | D   | 22   |
| Super 5 1.6 D   | 1986→           | F8M 730   | D   | 10   | Trafic 2.5 D  | 05.1989→         | S8U 752   | D   | 22   |
| Symbol 1.5 dCl  |                 | K9K 700   | D   | 7    | Trafic 2.5 D  | 05.1989→         | 8140.67.2500  | D   | 22   |
| Symbol 1.5 dCl  |                 | K9K 706   | D   | 7    | Trafic 2.5 D  | 08.1999→         | 8140.67.2580  | D   | 23   |
| Thalia II 1.5 dCl   | 09.2001→        | K9K 700   | D   | 7    | Trafic P 862  | 1983→            | 829 E 7   | B   | 18   |
| Thalia II 1.5 dCl   | 06.2001→        | K9K 702   | D   | 7    | Trafic P 862  | 1983→            | J5R A7  | B   | 18   |



**RENAULT**

| 1                   | 2  | 3                   | 4  | 5                       | 6                       | 7                   | 8                                      | 9                   | 10                  |
|---------------------|--|---------------------|--|-------------------------|-------------------------|---------------------|--|---------------------|---------------------|
|                     |  |                     |  |                         |                         |                     |  |                     |                     |
| <b>Ø 70.00</b>      |  |                     |  |                         |                         |                     |  |                     | <b>1</b>            |
| 688.01              |  | 02.1962→            | B  | 4                       | 1108 ccm                | 25 kW               | 34 PS                                  | 8.3:1               | 72 mm               |
| 688.02              |  | 02.1969→07.1976     | B  | 4                       | 1108 ccm                | 39 kW               | 53 PS                                  | 9.5:1               | 72 mm               |
| 688.06              |  | 02.1969→10.1972     | B  | 4                       | 1108 ccm                | 26 kW               | 35 PS                                  | 9.5:1               | 72 mm               |
| 688.09              |  | 02.1969→10.1972     | B  | 4                       | 1108 ccm                | 26 kW               | 35 PS                                  | 9.5:1               | 72 mm               |
| 688.10              |  | 07.1971→08.1980     | B  | 4                       | 1108 ccm                | 26 kW               | 35 PS                                  | 9.5:1               | 72 mm               |
| 688.11              |  | 10.1982→12.1993     | B  | 4                       | 1108 ccm                | 25 kW               | 34 PS                                  | 8.3:1               | 72 mm               |
| 688.12              |  | 1976→               | B  | 4                       | 1108 ccm                | 25 kW               | 34 PS                                  | 9.5:1               | 72 mm               |
| 688.13              |  | 10.1979→03.1986     | B  | 4                       | 1108 ccm                | 33 kW               | 45 PS                                  | 8.5:1               | 72 mm               |
| 804.00              |  | 02.1969→10.1972     | B  | 4                       | 1108 ccm                | 32 kW               | 44 PS                                  | 8.5:1               | 72 mm               |
| C1E 715             |  | 09.1981→05.1991     | B  | 4                       | 1108 ccm                | 35 kW               | 48 PS                                  | 9.25:1              | 72 mm               |
| C 1E 720            |  | 09.1981→05.1991     | B  | 4                       | 1108 ccm                | 35 kW               | 48 PS                                  | 9.25:1              | 72 mm               |
| 4<br>70.00          |  |                     | 001,IF,P,CR,KV1<br>006,P,STD<br>032,P,STD    | 1.750<br>2.000<br>3.500 | 3.050<br>3.050<br>2.950 |                     |  |                     |                     |
|                     |  |                     | <b>320-0263-000</b>                          |                         |                         | <b>70.000</b>       |  |                     |                     |
| 4<br>70.00          |  |                     | 001,IF,P,CR,KV1<br>026,P,STD<br>231,P,CR,STD | 1.750<br>2.000<br>3.500 | 3.050<br>3.050<br>3.850 |                     |  |                     |                     |
|                     |  |                     | <b>320-0411-000</b>                          |                         |                         | <b>70.000</b>       |  |                     |                     |
| <b>Ø 73.00</b>      |  |                     |  |                         |                         |                     |  |                     | <b>2</b>            |
| 810...              |  | 10.1969→08.1980     | B  | 4                       | 1289 ccm                | 36-44 kW            | 49-60 PS                               | 8.5:1               | 77 mm               |
| 810-01              |  | 09.1968→            | B  | 4                       | 1289 ccm                | 26 kW               | 33 PS                                  | 8.5:1               | 77 mm               |
| 810.02              |  | 04.1971→12.1989     | B  | 4                       | 1289 ccm                | 36 kW               | 49 PS                                  | 8.5:1               | 77 mm               |
| 810.03              |  | 07.1969→10.1972     | B  | 4                       | 1289 ccm                | 29 kW               | 40 PS                                  | 8:1                 | 77 mm               |
| 810.05              |  | 04.1971→12.1989     | B  | 4                       | 1289 ccm                | 44 kW               | 60 PS                                  | 8.5:1               | 77 mm               |
| 810.10              |  | 1972→               | B  | 4                       | 1289 ccm                | 44 kW               | 60 PS                                  | 9.5:1               | 77 mm               |
| 810.19              |  | 10.1979→09.1984     | B  | 4                       | 1289 ccm                | 33 kW               | 45 PS                                  | 8.2:1               | 77 mm               |
| 810.25              |  | 1974→09.1984        | B  | 4                       | 1289 ccm                | 47 kW               | 64 PS                                  | 9.5:1               | 77 mm               |
| 810.26              |  | 02.1976→09.1979     | B  | 4                       | 1289 ccm                | 31 kW               | 42 PS                                  | 9.5:1               | 77 mm               |
| 810.29              |  | 03.1978→09.1984     | B  | 4                       | 1289 ccm                | 40 kW               | 54 PS                                  | 9.6:1               | 77 mm               |
| 4<br>73.00          | GL 62.95<br>KH 37.5<br>BU +0.25<br><br>SRK<br>SN | 20.0<br>62.0        | 001,IF,P,CR,KV1<br>026,P,STD<br>231,P,CR,STD | 1.750<br>2.000<br>4.000 | 3.200<br>3.200<br>3.850 |                     |  |                     |                     |
|                     |  |                     |  |                         |                         |                     | A=78.5<br>C=87.5<br>L=134.0<br>H=94.85 |                     |                     |
| <b>110-0047-000</b> |  | <b>210-0047-000</b> |  |                         |                         | <b>320-0409-000</b> | <b>73.000</b>                          | <b>410-0047-000</b> | <b>510-0047-000</b> |
| <b>Ø 75.00</b>      |  |                     |  |                         |                         |                     |  |                     | <b>3</b>            |
| 129-5/XZ7R          |  | 1976→1983           | B  | 4                       | 1218 ccm                | 42 kW               | 57 PS                                  | 9.3:1               | 77 mm               |
| 150-X5J             |  | 07.1979→1983        | B  | 4                       | 1360 ccm                | 52 kW               | 71 PS                                  | 9.3:1               | 77 mm               |
| 4<br>75.00          |  |                     | 001,P,CR,KV1<br>026,P,STD<br>231,P,CR,STD    | 1.750<br>2.000<br>4.000 | 3.150<br>3.150<br>3.950 |                     |  |                     |                     |
|                     |  |                     | <b>320-0439-000</b>                          |                         |                         | <b>75.000</b>       |  |                     |                     |



**RENAULT**

|                             |  |                     |  |                 |  |       |  |          |  |              |  |          |  |                     |  |         |  |
|-----------------------------|--|---------------------|--|-----------------|--|-------|--|----------|--|--------------|--|----------|--|---------------------|--|---------|--|
|                             |  |                     |  |                 |  |       |  |          |  |              |  |          |  |                     |  |         |  |
| <b>Ø 75.80</b>              |  |                     |  |                 |  |       |  |          |  |              |  | <b>4</b> |  |                     |  |         |  |
| E5F A710 KAT                |  | 01.1991→08.1998     |  | B[B]            |  | 4     |  | 1171 ccm |  | 44 kW        |  | 60 PS    |  | 9.5:1               |  | 64.9mm  |  |
| E7F 708 KAT                 |  | 01.1991→            |  | B[B]            |  | 4     |  | 1171 ccm |  | 44 kW        |  | 60 PS    |  | 9.5:1               |  | 64.9mm  |  |
| 4                           |  |                     |  | 001,IF,P,CR,KV1 |  | 1.500 |  | 3.150    |  |              |  |          |  |                     |  |         |  |
| 75.80                       |  |                     |  | 005,P,STD       |  | 1.750 |  | 3.150    |  |              |  |          |  |                     |  |         |  |
|                             |  |                     |  | 231,P,CR,STD    |  | 3.000 |  | 3.750    |  |              |  |          |  |                     |  |         |  |
| <b>320-0534-000</b>         |  |                     |  |                 |  |       |  |          |  | <b>75.80</b> |  |          |  |                     |  |         |  |
| <b>Ø 75.80</b>              |  |                     |  |                 |  |       |  |          |  |              |  | <b>5</b> |  |                     |  |         |  |
| E6J 700/701/706/712/713/718 |  | 03.1986→12.2001     |  | B[B]            |  | 4     |  | 1390 ccm |  | 40-59 kW     |  | 55-80 PS |  | 9.5:1               |  | 77mm    |  |
| 734/738/760                 |  |                     |  |                 |  |       |  |          |  |              |  |          |  |                     |  |         |  |
| 4                           |  |                     |  | 001,IF,P,CR,KV1 |  | 1.500 |  | 3.150    |  |              |  |          |  |                     |  |         |  |
| 75.80                       |  |                     |  | 005,P,STD       |  | 1.750 |  | 3.150    |  |              |  |          |  |                     |  |         |  |
|                             |  |                     |  | 231,P,CR,STD    |  | 3.000 |  | 3.750    |  |              |  |          |  |                     |  |         |  |
| <b>320-0534-000</b>         |  |                     |  |                 |  |       |  |          |  | <b>75.80</b> |  |          |  |                     |  |         |  |
| <b>Ø 76.00</b>              |  |                     |  |                 |  |       |  |          |  |              |  | <b>6</b> |  |                     |  |         |  |
| 847 700,720                 |  | 05.1976→02.1989     |  | B[C]            |  | 4     |  | 1397 ccm |  | 34-50 kW     |  | 48-67 PS |  | 8.25:1              |  | 77 mm   |  |
| 847.20                      |  | 1978→1987           |  | B[C]            |  | 4     |  | 1397 ccm |  | 40 kW        |  | 54 PS    |  | 9.25:1              |  | 77 mm   |  |
| C1J 715,742,768             |  | 09.1980→12.2001     |  | B[C]            |  | 4     |  | 1397 ccm |  | 43-44 kW     |  | 58-60 PS |  |                     |  | 77 mm   |  |
| C2J 713,717,784             |  | 10.1980→09.1997     |  | B[C2]           |  | 4     |  | 1397 ccm |  | 44-53 kW     |  | 60-72 PS |  | 9.25:1              |  | 77 mm   |  |
| 4                           |  |                     |  | 001,IF,P,CR,KV1 |  | 1.750 |  | 3.200    |  |              |  |          |  |                     |  |         |  |
| 76.00                       |  |                     |  | 026,P,STD       |  | 2.000 |  | 3.200    |  |              |  |          |  |                     |  |         |  |
|                             |  |                     |  | 231,P,CR,STD    |  | 4.000 |  | 3.850    |  |              |  |          |  |                     |  |         |  |
| <b>320-0410-000</b>         |  |                     |  |                 |  |       |  |          |  | <b>76.00</b> |  |          |  |                     |  |         |  |
| <b>Ø 76.00</b>              |  |                     |  |                 |  |       |  |          |  |              |  | <b>7</b> |  |                     |  |         |  |
| K9K.700/702/704/706         |  | 05.2000→            |  | D[LA]           |  | 4     |  | 1461 ccm |  | 48-65 kW     |  | 65-88 PS |  | 18.8:1              |  | 80.5 mm |  |
| K9K.724/750/752             |  | 05.2000→            |  | D[LA]           |  | 4     |  | 1461 ccm |  | 48-65 kW     |  | 65-88 PS |  | 18.8:1              |  | 80.5 mm |  |
| K9K.710/712/722/760         |  | 05.2000→            |  | D[A]            |  | 4     |  | 1461 ccm |  | 48-63 kW     |  | 65-86 PS |  | 18.8:1              |  | 80.5 mm |  |
| K9K.768                     |  | 05.2000→            |  | D[A]            |  | 4     |  | 1461 ccm |  | 48-63 kW     |  | 65-86 PS |  | 18.8:1              |  | 80.5 mm |  |
| 4                           |  | GL 66.00            |  | 25.0            |  | 2.000 |  |          |  |              |  |          |  |                     |  |         |  |
| 76.00                       |  | KH 41.78            |  | 60.0            |  | 2.000 |  |          |  |              |  |          |  |                     |  |         |  |
|                             |  | MT -14.00           |  |                 |  | 2.500 |  |          |  |              |  |          |  |                     |  |         |  |
|                             |  | VT1 -0.48           |  |                 |  |       |  |          |  |              |  |          |  |                     |  |         |  |
|                             |  | VT2 -0.28           |  |                 |  |       |  |          |  |              |  |          |  |                     |  |         |  |
|                             |  | RTK                 |  |                 |  |       |  |          |  |              |  |          |  |                     |  |         |  |
|                             |  | G                   |  |                 |  |       |  |          |  |              |  |          |  |                     |  |         |  |
| <b>110-0935-000</b>         |  | <b>210-0935-000</b> |  |                 |  |       |  |          |  | <b>76.00</b> |  | -        |  | <b>520-0935-000</b> |  | -       |  |
| <b>110-0935-001</b>         |  | <b>210-0935-000</b> |  |                 |  |       |  |          |  | <b>76.50</b> |  | -        |  | <b>520-0935-001</b> |  | -       |  |
| <b>Ø 77.00</b>              |  |                     |  |                 |  |       |  |          |  |              |  | <b>8</b> |  |                     |  |         |  |
| C2L                         |  | 1978→07.1986        |  | B[C]            |  | 4     |  | 1565 ccm |  |              |  |          |  | 9:1                 |  | 84 mm   |  |
| 807 03/04/05/06             |  | 1965→1976           |  | B[C]            |  | 4     |  | 1565 ccm |  |              |  |          |  | 8.6:1               |  | 84 mm   |  |
| 807 10/11                   |  | 1972→1975           |  | B[C]            |  | 4     |  | 1565 ccm |  |              |  |          |  | 9.2:1               |  | 85 mm   |  |
| 821.00                      |  | 1968→1980           |  | B[C]            |  | 4     |  | 1565 ccm |  |              |  |          |  | 8.6:1               |  | 85 mm   |  |
| 4                           |  |                     |  | 001,IF,P,CR,KV1 |  | 1.750 |  | 3.200    |  |              |  |          |  |                     |  |         |  |
| 77.00                       |  |                     |  | 026,P,STD       |  | 2.000 |  | 3.200    |  |              |  |          |  |                     |  |         |  |
|                             |  |                     |  | 231,P,CR,STD    |  | 4.000 |  | 3.850    |  |              |  |          |  |                     |  |         |  |
| <b>320-0410-002</b>         |  |                     |  |                 |  |       |  |          |  | <b>77.00</b> |  |          |  |                     |  |         |  |



**RENAULT**

|                |                 |                     |       |          |               |          |        |        |  |           |
|----------------|-----------------|---------------------|-------|----------|---------------|----------|--------|--------|--|-----------|
|                |                 |                     |       |          |               |          |        |        |  |           |
| <b>Ø 78.00</b> |                 |                     |       |          |               |          |        |        |  | <b>9</b>  |
| F8M 700        | 09.1982→03.1991 | D[AN]               | 4     | 1596 ccm | 40 kW         | 55 PS    | 22.5:1 | 83.5mm |  |           |
| 4              |                 |                     |       |          |               |          |        |        |  |           |
| 78.00          |                 | 001,P,CR,STD        | 2.000 | 3.300    |               |          |        |        |  |           |
|                |                 | 005,P,STD           | 2.000 | 3.300    |               |          |        |        |  |           |
|                |                 | 231,P,CR,STD        | 3.000 | 3.750    |               |          |        |        |  |           |
|                |                 | <b>320-0327-500</b> |       |          | <b>78.00</b>  |          |        |        |  |           |
|                |                 | <b>320-0327-501</b> |       |          | <b>78.50</b>  |          |        |        |  |           |
| <b>Ø 78.00</b> |                 |                     |       |          |               |          |        |        |  | <b>10</b> |
| F8M 730        | 1986→           | D[AN]               | 4     | 1596 ccm | 40 kW         | 55 PS    | 22.5:1 | 83.5mm |  |           |
| 4              |                 |                     |       |          |               |          |        |        |  |           |
| 78.00          |                 | 001,P,CR,STD        | 2.000 | 3.300    |               |          |        |        |  |           |
|                |                 | 005,P,STD           | 2.000 | 3.300    |               |          |        |        |  |           |
|                |                 | 231,P,CR,STD        | 3.000 | 3.750    |               |          |        |        |  |           |
|                |                 | <b>320-0327-500</b> |       |          | <b>78.00</b>  |          |        |        |  |           |
|                |                 | <b>320-0327-501</b> |       |          | <b>78.50</b>  |          |        |        |  |           |
| <b>Ø 79.00</b> |                 |                     |       |          |               |          |        |        |  | <b>11</b> |
| 841.725        | 1978→09.1982    | B[C]                | 4     | 1647 ccm | 58 kW         | 79 PS    | 9.3:1  | 84mm   |  |           |
| 841.25         | 1978→1986       | B[C]                | 4     | 1647 ccm | 53-54 kW      | 72-74 PS | 9.3:1  | 84mm   |  |           |
| 841.26         | 1978→1986       | B[C]                | 4     | 1647 ccm | 70 kW         | 96 PS    | 9.3:1  | 84mm   |  |           |
| A1M 707        | 09.1980→02.1989 | B[C]                | 4     | 1647 ccm | 44-49 kW      | 65-67 PS | 9.3:1  | 84mm   |  |           |
| A2M 723        | 04.1978→02.1986 | B[C]                | 4     | 1647 ccm | 54 kW         | 73 PS    | 9.3:1  | 84mm   |  |           |
| 4              |                 |                     |       |          |               |          |        |        |  |           |
| 79.00          |                 | 001,P,CR,KV1        | 1.750 | 3.400    |               |          |        |        |  |           |
|                |                 | 005,P,STD           | 2.000 | 3.400    |               |          |        |        |  |           |
|                |                 | 231,P,CR,STD        | 4.000 | 4.150    |               |          |        |        |  |           |
|                |                 | <b>320-0059-000</b> |       |          | <b>79.00</b>  |          |        |        |  |           |
| <b>Ø 80.00</b> |                 |                     |       |          |               |          |        |        |  | <b>12</b> |
| F 8 Q 630      | 03.1998→        | D[AN]               | 4     | 1870 ccm | 47 kW         | 65 PS    | 22.5:1 | 93mm   |  |           |
| F 8 Q 662      | 03.1998→        | D[AN]               | 4     | 1870 ccm | 40 kW         | 55 PS    | 21.5:1 | 93mm   |  |           |
| F 8 Q 704      |                 | D[AN]               | 4     | 1870 ccm | 47 kW         | 64 PS    | 22.5:1 | 93mm   |  |           |
| F 8 Q 710      | 06.1989→        | D[AN]               | 4     | 1870 ccm | 47 kW         | 64 PS    | 21.5:1 | 93mm   |  |           |
| F 8 Q 722      | 09.1991→        | D[AN]               | 4     | 1870 ccm | 48 kW         | 65 PS    | 22.5:1 | 93mm   |  |           |
| F 8 Q 724      | 09.1991→        | D[AN]               | 4     | 1870 ccm | 48 kW         | 65 PS    | 21.5:1 | 93mm   |  |           |
| F 8 Q 732      | 01.1991→09.1998 | D[AN]               | 4     | 1870 ccm | 47 kW         | 64 PS    | 22.5:1 | 93mm   |  |           |
| F 8 Q 742      | 09.1988→12.1995 | D[AN]               | 4     | 1870 ccm | 47 kW         | 64 PS    | 21.5:1 | 93mm   |  |           |
| F 8 Q 774      | 09.1991→        | D[AN]               | 4     | 1870 ccm | 48 kW         | 65 PS    | 22.5:1 | 93mm   |  |           |
| 4              |                 |                     |       |          |               |          |        |        |  |           |
| 80.00          |                 | 001,P,CR,KV1        | 2.000 | 3.350    |               |          |        |        |  |           |
|                |                 | 005,IF,P,STD        | 2.000 | 3.350    |               |          |        |        |  |           |
|                |                 | 231,P,CR,STD        | 3.000 | 3.750    |               |          |        |        |  |           |
|                |                 | <b>320-0220-000</b> |       |          | <b>80.00</b>  |          |        |        |  |           |
|                |                 | <b>320-0220-001</b> |       |          | <b>80.50</b>  |          |        |        |  |           |
|                |                 | <b>320-0220-002</b> |       |          | <b>81.00</b>  |          |        |        |  |           |
| <b>Ø 80.00</b> |                 |                     |       |          |               |          |        |        |  | <b>13</b> |
| F9Q 718        | 03.2000→        | D[A]                | 4     | 1870 ccm | 79 kW         | 110 PS   | 19:1   | 93mm   |  |           |
| F9Q 730 KAT    | 03.1997→        | D[A]                | 4     | 1870 ccm | 72 kW         | 98 PS    | 18.3:1 | 93mm   |  |           |
| F9Q 734 KAT    | 03.1997→        | D[A]                | 4     | 1870 ccm | 72 kW         | 98 PS    | 18.3:1 | 93mm   |  |           |
| F9Q 780        | 01.2000→        | D[A]                | 4     | 1870 ccm | 55 kW         | 75 PS    | 18.3:1 | 93mm   |  |           |
| 4              |                 |                     |       |          |               |          |        |        |  |           |
| 80.00          |                 | 001,IF,P,CR,KV1     | 2.500 | 3.350    |               |          |        |        |  |           |
|                |                 | 005,IFU,P,STD       | 2.000 | 3.350    |               |          |        |        |  |           |
|                |                 | 231,P,CR,STD        | 3.000 | 3.750    |               |          |        |        |  |           |
|                |                 | <b>320-0615-000</b> |       |          | <b>80.000</b> |          |        |        |  |           |




**RENAULT**

|                |                 |        |   |                     |           |               |        |        |  |           |
|----------------|-----------------|--------|---|---------------------|-----------|---------------|--------|--------|--|-----------|
|                |                 |        |   |                     |           |               |        |        |  |           |
| <b>Ø 81.00</b> |                 |        |   |                     |           |               |        |        |  | <b>14</b> |
| F 2N A700      | 10.1983→07.1989 | B[CM]  | 4 | 1721 ccm            | 59 kW     | 80 PS         | 10:1   | 83.5mm |  |           |
| F 2N C 710     | 03.1986→        | B[C]   | 4 | 1721 ccm            | 66 kW     | 90 PS         | 10:1   | 83.5mm |  |           |
| F 2N E708      | 10.1983→07.1989 | B[CM]  | 4 | 1721 ccm            | 59 kW     | 80 PS         | 10:1   | 83.5mm |  |           |
| 4              |                 |        |   | 001,IF,P,CR,KV1     | 1.750     | 3.350         |        |        |  |           |
| 81.00          |                 |        |   | 026,P,STD           | 2.000     | 3.350         |        |        |  |           |
|                |                 |        |   | 231,P,CR,STD        | 3.000     | 3.750         |        |        |  |           |
|                |                 |        |   | <b>320-0564-000</b> |           | <b>81.00</b>  |        |        |  |           |
|                |                 |        |   | <b>320-0564-002</b> |           | <b>81.50</b>  |        |        |  |           |
| <b>Ø 81.00</b> |                 |        |   |                     |           |               |        |        |  | <b>15</b> |
| F 2N 206       | →09.1985        | B [C]  | 4 | 1721 ccm            | 66 kW     | 90 PS         | 9.5:1  | 83.5mm |  |           |
| 4              |                 |        |   | 001,IF,P,CR,KV1     | 1.750     | 3.350         |        |        |  |           |
| 81.00          |                 |        |   | 026,P,STD           | 2.000     | 3.350         |        |        |  |           |
|                |                 |        |   | 231,P,CR,STD        | 3.000     | 3.750         |        |        |  |           |
|                |                 |        |   | <b>320-0564-000</b> |           | <b>81.00</b>  |        |        |  |           |
|                |                 |        |   | <b>320-0564-002</b> |           | <b>81.50</b>  |        |        |  |           |
| <b>Ø 86.00</b> |                 |        |   |                     |           |               |        |        |  | <b>16</b> |
| 852 A700       | 12.1979→12.1983 | D[AN]  | 4 | 2068 ccm            | 45 kW     | 64 PS         | 21.5:1 | 89mm   |  |           |
| J8S 704        | 12.1979→12.1998 | D[AN]  | 4 | 2068 ccm            | 49 kW     | 67 PS         | 21.5:1 | 89mm   |  |           |
| 4              |                 |        |   | 001,P,CR,KV1        | 2.000     | 3.600         |        |        |  |           |
| 86.00          |                 |        |   | 005,IF,P,STD        | 2.000     | 3.600         |        |        |  |           |
|                |                 |        |   | 231,P,CR,STD        | 4.000     | 4.150         |        |        |  |           |
|                |                 |        |   | <b>320-0158-000</b> |           | <b>86.000</b> |        |        |  |           |
| <b>Ø 86.00</b> |                 |        |   |                     |           |               |        |        |  | <b>17</b> |
| J8S 240        | 01.1982→        | D [A]  | 4 | 2068 ccm            | 65 kW     | 88 PS         | 21.5:1 | 89mm   |  |           |
| J8S 708        | 04.1984→        | D[ LA] | 4 | 2068 ccm            | 63 kW     | 86 PS         | 21.5:1 | 89mm   |  |           |
| J8S 714        | 1981→           | D [A]  | 4 | 2068 ccm            | 65 kW     | 88 PS         | 21.5:1 | 89mm   |  |           |
| J8S 760        | 11.1993→07.1996 | D [A]  | 4 | 2068 ccm            | 65 kW     | 88 PS         | 21.5:1 | 89mm   |  |           |
| 4              |                 |        |   | 008,15°,P,CR,KV1    | 2.500     | 3.600         |        |        |  |           |
| 86.00          |                 |        |   | 023,P,STD           | 2.500     | 3.600         |        |        |  |           |
|                |                 |        |   | 231,P,CR,STD        | 4.000     | 4.150         |        |        |  |           |
|                |                 |        |   | <b>320-0473-000</b> |           | <b>86.00</b>  |        |        |  |           |
| <b>Ø 88.00</b> |                 |        |   |                     |           |               |        |        |  | <b>18</b> |
| 829 E 7        | 1983→           | B[C]   | 4 | 1995 ccm            | 61 kW     | 85 PS         | 9.2:1  | 82 mm  |  |           |
| 829.00         | 11.1979→1985    | B[C]   | 4 | 1995 ccm            | 76 kW     | 104 PS        | 9.2:1  | 82 mm  |  |           |
| 829.01         | 11.1979→1985    | B[C]   | 4 | 1995 ccm            | 76 kW     | 104 PS        | 9.2:1  | 82 mm  |  |           |
| 829.702        | 11.1979→1985    | B[C]   | 4 | 1995 ccm            | 80 kW     | 109 PS        | 9.2:1  | 82 mm  |  |           |
| J5R A7         | 1983→           | B[C]   | 4 | 1995 ccm            | 61 kW     | 85 PS         | 9.2:1  | 82 mm  |  |           |
| J6R 234        | 07.1984→12.1990 | B[C]   | 4 | 1995 ccm            | 81 kW     | 110 PS        | 9.2:1  | 82 mm  |  |           |
| J6R 706        | 04.1984→12.1992 | B[C]   | 4 | 1995 ccm            | 76 kW     | 103 PS        | 9.2:1  | 82 mm  |  |           |
| J6R 707        | 04.1984→12.1992 | B[C]   | 4 | 1995 ccm            | 76 kW     | 103 PS        | 9.2:1  | 82 mm  |  |           |
| J7R            | 11.1983→        | B[B]   | 4 | 2165 ccm            | 81-103 kW | 110-140 PS    | 9.2:1  | 82 mm  |  |           |
| 4              |                 |        |   | 001,P,CR,KV1        | 1.750     | 3.600         |        |        |  |           |
| 88.00          |                 |        |   | 005,P,STD           | 2.000     | 3.700         |        |        |  |           |
|                |                 |        |   | 231,P,CR,STD        | 4.000     | 4.150         |        |        |  |           |
|                |                 |        |   | <b>320-0262-000</b> |           | <b>88.000</b> |        |        |  |           |


**RENAULT**

|                 |                 |                  |                     |          |          |               |        |           |  |
|-----------------|-----------------|------------------|---------------------|----------|----------|---------------|--------|-----------|--|
|                 |                 |                  |                     |          |          |               |        |           |  |
| <b>Ø 88.00</b>  |                 |                  |                     |          |          |               |        | <b>19</b> |  |
| 851 700         | 10.1980→12.1983 | B [C]            | 4                   | 2165 ccm | 85 kW    | 116 PS        | 9.2:1  | 89 mm     |  |
| J7T 730         | 04.1984→12.1989 | B [BI]           | 4                   | 2165 ccm | 92 kW    | 124 PS        | 9.9:1  | 89 mm     |  |
| 4               |                 |                  |                     |          |          |               |        |           |  |
| 88.00           |                 |                  |                     |          |          |               |        |           |  |
|                 |                 | 001,P,CR,KV1     | 1.750               | 3.600    |          |               |        |           |  |
|                 |                 | 005,P,STD        | 2.000               | 3.700    |          |               |        |           |  |
|                 |                 | 231,P,CR,STD     | 4.000               | 4.150    |          |               |        |           |  |
|                 |                 |                  | <b>320-0262-000</b> |          |          | <b>88.000</b> |        |           |  |
| <b>Ø 88.00</b>  |                 |                  |                     |          |          |               |        | <b>20</b> |  |
| Z7V-140         | 1975→1984       | B                | 6                   | 2664 ccm | 104.5 kW | 128-142 PS    | 9.2:1  | 73 mm     |  |
| Z7V,112-730     | 1977→1984       | B                | 6                   | 2664 ccm | 92 kW    | 128-142 PS    | 9.2:1  | 73 mm     |  |
| Z7V-708/709/711 | 03.1984→1990    | B                | 6                   | 2664 ccm | 92 kW    | 128-142 PS    | 9.2:1  | 73 mm     |  |
| 6               |                 |                  |                     |          |          |               |        |           |  |
| 88.00           |                 |                  |                     |          |          |               |        |           |  |
|                 |                 | 001,P,CR,KV1     | 1.500               | 3.300    |          |               |        |           |  |
|                 |                 | 005,P,STD        | 2.000               | 3.700    |          |               |        |           |  |
|                 |                 | 231,P,CR,STD     | 4.000               | 4.150    |          |               |        |           |  |
|                 |                 |                  | <b>320-0009-000</b> |          |          | <b>88.000</b> |        |           |  |
| <b>Ø 93.00</b>  |                 |                  |                     |          |          |               |        | <b>21</b> |  |
| 8 U 8140        | 07.1980→        | D[AN]            | 4                   | 2445 ccm | 49 kW    | 72 PS         | 22:1   | 92 mm     |  |
| 8140.58 U       | 07.1980→        | D[AN]            | 4                   | 2445 ccm | 53 kW    | 72 PS         | 22:1   | 92 mm     |  |
| 8140.61.200     |                 | D[AN]            | 4                   | 2445 ccm | 53 kW    | 72 PS         | 22:1   | 90 mm     |  |
| 8140.61.2300    | 08.1980→08.1989 | D[AN]            | 4                   | 2445 ccm | 53 kW    | 72 PS         | 22:1   | 90 mm     |  |
| 8140. 68 U      | 07.1980→        | D[AN]            | 4                   | 2445 ccm | 53 kW    | 72 PS         | 22:1   | 90 mm     |  |
| 4               |                 |                  |                     |          |          |               |        |           |  |
| 93.00           |                 |                  |                     |          |          |               |        |           |  |
|                 |                 | 001,P,CR,KV1     | 3.000               | 3.900    |          |               |        |           |  |
|                 |                 | 023,P,STD        | 2.000               | 3.900    |          |               |        |           |  |
|                 |                 | 231,P,CR,STD     | 4.000               | 4.250    |          |               |        |           |  |
|                 |                 |                  | <b>320-0452-100</b> |          |          | <b>93.00</b>  |        |           |  |
| <b>Ø 93.00</b>  |                 |                  |                     |          |          |               |        | <b>22</b> |  |
| 8140.67.2500    | 05.1989→        | D[AN]            | 4                   | 2499 ccm | 55 kW    | 75 PS         | 22:1   | 92 mm     |  |
| S8U 742         | 05.1989→        | D[AN]            | 4                   | 2499 ccm | 53 kW    | 72 PS         | 22:1   | 92 mm     |  |
| S8U 750         | 05.1989→        | D[AN]            | 4                   | 2499 ccm | 53 kW    | 72 PS         | 22:1   | 92 mm     |  |
| S8U 752         | 05.1989→        | D[AN]            | 4                   | 2499 ccm | 53 kW    | 72 PS         | 22:1   | 92 mm     |  |
| 4               |                 |                  |                     |          |          |               |        |           |  |
| 93.00           |                 |                  |                     |          |          |               |        |           |  |
|                 |                 | 001,P,CR,KV1     | 3.000               | 3.900    |          |               |        |           |  |
|                 |                 | 023,P,STD        | 2.000               | 3.900    |          |               |        |           |  |
|                 |                 | 231,P,CR,STD     | 3.000               | 3.850    |          |               |        |           |  |
|                 |                 |                  | <b>320-0474-100</b> |          |          | <b>93.00</b>  |        |           |  |
| <b>Ø 93.00</b>  |                 |                  |                     |          |          |               |        | <b>23</b> |  |
| 8140.67.2580    | 08.1999→        | D[AN]            | 4                   | 2499 ccm | 55 kW    | 75 PS         | 18.5:1 | 92 mm     |  |
| 4               |                 |                  |                     |          |          |               |        |           |  |
| 93.00           |                 |                  |                     |          |          |               |        |           |  |
|                 |                 | 008,15°,P,CR,KV1 | 3.000               | 3.900    |          |               |        |           |  |
|                 |                 | 023,P,STD        | 2.000               | 3.900    |          |               |        |           |  |
|                 |                 | 231,P,CR,STD     | 3.000               | 3.850    |          |               |        |           |  |
|                 |                 |                  | <b>320-0451-100</b> |          |          | <b>93.00</b>  |        |           |  |
|                 |                 |                  | <b>320-0451-102</b> |          |          | <b>93.60</b>  |        |           |  |