







**NISSAN**

	B/D		Cyl.	ccm	kW	PS	Compr. Ratio	Pos.
301.00	B	80.00	4	1186 ccm			9:1	6
A12	B	73.00	4	1171 ccm	48 kW	65 PS	9:1	1
A14T	B	76.00	4	1397 ccm				5
A-428 2.8i	D	94.00	4	2820 ccm	55 kW	75 PS		16
CA 18E	B	83.00	4	1809 ccm			8.8:1	8
CA 18S	B	83.00	4	1809 ccm			8.8:1	8
CD 17	D	80.00	4	1680 ccm			22.2:1	7
CD20	D	84.50	4	1974 ccm			22.3:1	11
E1	B	73.00	4	1189 ccm				2
E16	B	76.00	4	1597 ccm			9:1	4
G18	B	85.00	4	1704 ccm			8.5:1	12
J	B	73.00	4	1299 ccm				2
J13	B	73.00	4	1299 ccm	49 kW	67 PS	8.2:1	2
J20	B	73.00	6	1973 ccm	81 kW	110 PS	8.3:1	2
K9K.700	D[LA]	76.00	4	1461 ccm	48-50 kW	65-68 PS	18.8:1	3
K9K.704	D[LA]	76.00	4	1461 ccm	48-50 kW	65-68 PS	18.8:1	3
K9K.722	D[A]	76.00	4	1461 ccm	60-63 kW	82-86 PS	18.8:1	3
K9K.750	D[LA]	76.00	4	1461 ccm	60-65 kW	82-88 PS	18.3:1	3
L 28	D	86.00	6	2753 ccm			8.3:1	13
L 28	D	86.00	6	2753 ccm			8.6:1	14
L 28 E	D	86.00	6	2753 ccm			8.6:1	14
L20B	B	85.00	4	1952 ccm			8.5:1	12
L24	B	83.00	6	2393 ccm			9:1	10
L24S	B	83.00	6	2393 ccm			9.4:1	9
SR 20DE	B	86.00	4	1998 ccm			9.5:1	15
SR 20DI	B	86.00	4	1998 ccm			9.5:1	15

**NISSAN**

	YEAR		B/D	Pos.		YEAR		B/D	Pos.
200B,910	1976→ 1978	L20B	B	12	March 1.5 dCi	02.2003→	K9K 700	D	3
610,710,810	1974→ 1978	L20B	B	12	March 1.5 dCi	02.2003→	K9K 704	D	3
Almera 1.5 dCi	10.2002→	K9K 750	D	3	March 1.5 dCi	02.2003→	K9K 750	D	3
Almera 2000(dgx	10.1995→	CD20	D	11	Micra 1.5 dCi	02.2003→	K9K 700	D	3
Bluebird ,Cedric 240C	1971→	L24	B	10	Micra 1.5 dCi	02.2003→	K9K 750	D	3
Bluebird 1200	1960→ 1965	E1	B	2	Patrol 2.8D	10.1984→03.1989	A-428	D	16
Bluebird 1300	1965→	J13	B	2	Prairie	1984→	CA 18S/E	B	8
Bluebird 1300	1958→ 1969	J	B	2	Primera 2.0e LX	1993→	SR20DE	B	15
Bluebird 1800	1972→ 1981	G18	B	12	Primera 2.0e SGX	1993→	SR20DE	B	15
Bluebird 1800	1984→	CA 18S/E	B	8	Primera 2.0e SLX	1993→	SR20DE	B	15
Bluebird 1800 Station Wagon	1984→	CA 18S/E	B	8	Primera 2000 DLX	1991→	CD20	D	11
Cedric 2000	1966→ 1969	J20	B	2	Primera 2000 GS	1990→ 1993	SR20DI	B	15
Cedric 280C	1975→	L28	B	13	Primera 2000 GSX	1990→ 1993	SR20DI	B	15
Cherry 100	1970→ 1977	A12	B	1	Primera 2000 SLX	1990→ 1993	SR20DI	B	15
Cherry 1200	1979→ 1981	A12	B	1	Pulsar 140a	1974→	A14T	B	5
Cherry 1200 Europe(UK)	1983→ 1985	301.00	B	6	Pulsar 1600	1982→ 1989	E16	B	4
Cherry 120A	1970→ 1977	A12	B	1	Skyline 240K	1971→	L24	B	10
Cherry 1700	1982→ 1986	CD17	D	7	Stanza 1800	1981→ 1986	CA 18S/E	B	8
Cherry PF10	1974→	A14T	B	5	Sunny 1200	07.1973→ 1983	A12	B	1
Fairlady		L 28 E	B	14	Sunny 140Y	1974→	A14T	B	5
Fairlady-Z 240Z	1971→	L24	B	10	Sunny 1600	1985→	E16	B	4
Fairlady-Z 260Z	1971→	L24	B	10	Sunny 1700	1989→ 1991	CD17	D	7
Fairlady-Z 280Z	1975→	L28	B	13	Sunny 2000 DL,DLX	1992→	CD20	D	11
Kubistar 1.5 dCi	08.2003→	K9K 700	D	3	Sunny B110	1969→ 1975	A12	B	1
Kubistar 1.5 dCi	08.2003→	K9K 704	D	3	Sunny B110	1974→	A14T	B	5
Kubistar 1.5 dCi	08.2003→	K9K 722	D	3	Sunny Van 1700	1992→ 1995	CD17	D	7
Laurel		L 28	B	14	Trade 2.8D	10.1984→03.1989	A-428	D	16
Laurel 240C	1981→	L24S	B	9	Vanette 2.8D	10.1984→03.1989	A-428	D	16
Laurel 260L	1971→	L24	B	10	Vanette C20	1974→	A14T	B	5
Laurel 280L	1975→	L28	B	13	Violet 140J	1974→	A14T	B	5
Leopard	1975→	L28	B	13	Violet 2000	1976→ 1978	L20B	B	12
Leopard		L 28 E	B	14					



**NISSAN**

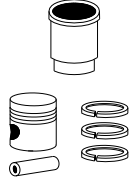
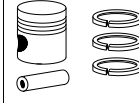
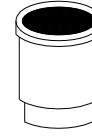
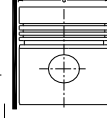
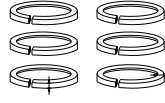
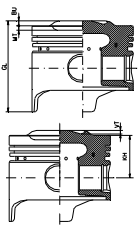
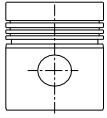
1	2	3	4		7	8	9	10
<b>Ø 73.00</b>								<b>1</b>
A12	1970→1983	B	4	1171 ccm	48 kW	65 PS	9:1	70 mm
4 73.00			001,P,CR,STD 026,P,STD 231,P,CR,STD	2.000 2.000 4.000	3.200 3.300 3.850			
<b>320-0309-000</b>					<b>73.000</b>			
<b>Ø 73.00</b>								<b>2</b>
E1	1960→1965	B	4	1189 ccm				
J	1958→1969	B	4	1299 ccm				
J13	1965→1975	B	4	1299 ccm	49 kW	67 PS	8.2:1	
J20	1966→1969	B	6	1973 ccm	81 kW	110 PS	8.3:1	
4/6 73.00			001,P,CR,STD 026,P,STD 231,P,CR,STD	2.000 2.000 4.000	3.200 3.300 3.850			
<b>320-0309-000</b>					<b>73.000</b>			
<b>Ø 76.00</b>								<b>3</b>
K9K.700	02.2003→	D[LA]	4	1461 ccm	48-50 kW	65-68 PS	18.8:1	80.5 mm
K9K.704	08.2003→	D[LA]	4	1461 ccm	48-50 kW	65-68 PS	18.8:1	80.5 mm
K9K.722	08.2003→	D[A]	4	1461 ccm	60-63 kW	82-86 PS	18.8:1	80.5 mm
K9K.750	10.2002→	D[LA]	4	1461 ccm	60-65 kW	82-88 PS	18.3:1	80.5 mm
4 76.00	GL 66.00 KH 41.78 MT -14.00 VT1 -0.48 VT2 -0.28	25.0 60.0		2.000 2.000 2.500				
	RTK G							
110-0935-000	210-0935-000	-			76.00	-	520-0935-000	-
110-0935-001	210-0935-000	-			76.50	-	520-0935-001	-
<b>Ø 76.00</b>								<b>4</b>
E16	1982→	B	4	1597 ccm			9:1	88mm
4 76.00			001,P,CR,KV1 026,P,STD 231,P,CR,STD	1.500 1.500 4.000	3.300 3.200 3.950			
<b>320-0535-002</b>					<b>76.00</b>			
<b>Ø 76.00</b>								<b>5</b>
A14T	1974→	B	4	1397 ccm				
4 76.00			001,P,CR,STD 005,KI,P,STD 231,P,CR,STD	2.000 2.000 4.000	3.200 3.150 3.950			
<b>320-0675-500</b>					<b>76.00</b>			
<b>Ø 80.00</b>								<b>6</b>
301.00	1983→1985	B	4	1186 ccm			9:1	59mm
4 80.00			001,P,CR,KV1 026,P,STD 231,P,CR,STD	1.500 1.750 4.000	3.350 3.350 4.150			
<b>320-0313-000</b>					<b>80.000</b>			
<b>320-0313-001</b>					<b>80.500</b>			

**NISSAN**

<b>Ø 80.00</b>								<b>7</b>
CD 17	1982→1995	D	4	1680 ccm		22.2:1	83.6mm	
4								
80.00				001,P,CR,KV1 1.750 3.350 005,P,STD 2.000 3.350 231,P,CR,STD 3.000 3.750				
				<b>320-0278-001</b> <b>320-0273-001</b>	<b>80.000</b> <b>80.500</b>			
<b>Ø 83.00</b>								<b>8</b>
CA 18S	1983→	B	4	1809 ccm		8.8:1		
CA 18E	1983→	B	4	1809 ccm		8.8:1		
4								
83.00				001,P,CR,KV1 1.500 3.450 026,P,STD 1.500 3.450 231,P,CR,STD 4.000 4.150				
				<b>320-0560-000</b>	<b>83.00</b>			
<b>Ø 83.00</b>								<b>9</b>
L24S	1981→	B	6	2393 ccm		9.4:1		
6								
83.00				001,P,CR,KV1 1.500 3.450 005,IF,P,STD 2.000 3.450 231,P,CR,STD 4.000 4.150				
				<b>320-0598-000</b>	<b>83.00</b>			
<b>Ø 83.00</b>								<b>10</b>
L24	1971→1973	B	6	2393 ccm		9:1		
6								
83.00				001,P,CR,KV1 2.000 3.450 023,P,STD 2.000 3.450 231,P,CR,STD 4.000 4.150				
				<b>320-0375-000</b>	<b>83.00</b>			
<b>Ø 84.50</b>								<b>11</b>
CD20	1991→	D	4	1974 ccm		22.3:1	88mm	
4								
84.50				001,IF,P,CR,KV1 2.000 3.550 005,IF,P,STD 2.000 3.550 231,P,CR,STD 3.000 3.750				
				<b>320-0554-000</b>	<b>84.500</b>			
<b>Ø 85.00</b>								<b>12</b>
G18	1972→1981	B	4	1704 ccm		8.5:1	86mm	
L20B	1974→1978	B	4	1952 ccm		8.5:1	86mm	
4								
84.50				001,P,CR,STD 2.000 3.600 005,P,STD 2.000 3.600 231,P,CR,STD 4.000 4.150				
				<b>320-0331-000</b>	<b>85.000</b>			
<b>Ø 86.00</b>								<b>13</b>
L 28	1975→1984	D	6	2753 ccm		8.3:1		
6								
86.00				001,P,CR,KV1 2.000 3.600 005,IF,P,STD 2.000 3.600 231,P,CR,STD 4.000 4.150				
				<b>320-0158-000</b>	<b>86.000</b>			



**NISSAN**



**Ø 86.00**

L 28

1977→1987

D

6

2753 ccm

8.6:1

L 28 E

1975→1984

D

6

2753 ccm

8.6:1

**14**

6  
86.00

001,IF,P,CR,KV1 1.500 3.600  
005,IF,P,STD 2.000 3.600  
231,P,CR,STD 4.000 4.150  
**320-0591-000**

**86.000**

**Ø 86.00**

SR 20DE

B

4

1998 ccm

9.5:1

SR 20DI

B

4

1998 ccm

9.5:1

**15**

86mm

86mm

4  
86.00

001,IF,P,CR,KV1 1.500 3.600  
005,IF,P,STD 1.500 3.600  
231,P,CR,STD 3.000 3.750  
**320-0558-000**

**86.000**

**Ø 94.00**

A-428 2.8l

D

4

2820 ccm

55 Kw

75 PS

**16**

101.6mm

4  
94.00

001,P,CR,KV1 2.500 3.950  
026,P,STD 2.500 3.950  
231,P,CR,STD 4.000 4.250  
**320-0607-000**

**94.000**