







**MTZ**

	B/D		Cyl.	ccm	kW	PS	Compr. Ratio	Pos.
D 50	D	110.000	4	4750 ccm	48 kW	65 PS	16:1	1
D 240	D	110.000	4	4750 ccm	59 kW	-	16:1	2
D 245	D	110.000	4	-	-	-	-	3
D 265	D	110.000	4	4750 ccm	-	-	-	4



MTZ

	YEAR		B/D	Pos.		YEAR		B/D	Pos.
Belorus 500/520/800/820		D 50	D	1					
MTZ 50/52		D 50	D	1					
MTZ 80/82		D 240	D	2					
S 80		D 265	D	4					
-		D 245	D	3					



MTZ

1	2	3	4	5	6	7	8	9	10
110.00									1
D 50	D		4	4750 ccm	48 kW	65 PS	16:1		
4 110.000			001,CR,STD 005,STD 005,STD 231,CR,STD	3.000 3.000 3.000 6.000	4.700 4.700 4.700 4.600				
			320-0021-000 320-0021-001			110.000 110.700			
110.00									2
D 240	D		4	4750 ccm	59 kW	16:1			
4 110.000	GL 125.00 KH 79.00 MT -27.0	38.0 92.0	001,CR,STD 005,STD 005,STD 231,CR,STD	3.000 3.000 3.000 6.000	4.700 4.700 4.700 4.600				
110-0021-000 110-0021-001		210-0021-000 210-0021-000	320-0021-000 320-0021-001			A=125.0 C=133.0 L=245.0 H+F=9.12+1.0	410-0021-000 510-0021-000 510-0021-001	540-0021-000	
110.00									3
D 245	D		4						
4 110.000	GL 125.0 KH 79.0 MT -28.5	38.0 92.0	008,15°,P,CR,KV1 005',P,STD 005,,P,STD 231,P,CR,STD	3.000 2.500 2.500 5.000	4.600 4.600 4.600 4.650				
110-0346-000 110-0346-001		210-0021-000 210-0021-000	320-0346-000 320-0346-001			A=125.0 C=133.0 L=245 H+F=9.12+1.0	410-0021-000 510-0346-000	540-0346-000	
110.00									4
D 265	D		4	4750 ccm					
4 110.000			008,15°,P,CR,KV1 005,P,STD 231,P,CR,STD	3.000 2.500 5.000	4.600 4.600 4.650				
			320-0357-000			110.000			