









**FORD**

	B/D		Cyl.	ccm	kW	PS	Compr. Ratio	Pos.
105E	80.96	B	4	997 ccm			7.5:1	8
107E	80.96	B	4	997 ccm			7.5:1	8
1Z	79.50	D[LA]	4	1896 ccm	66 kW	90 PS		4
307E	80.96	B	4	997 ccm			8.9:1	8
711M uprated	80.96	B	4	1599 ccm			9:1	9
AAA KAT	80.00	B[M]	4	2792 ccm	120-128 kW	163-174 PS	10:1	7
ABFA	86.00	D[LA]	4	1998 ccm	74 kW	100 PS	19:1	16
AFN KAT	79.50	D[LA]	4	1896 ccm	81 kW	110 PS	19.5:1	4
AHH KAT	79.50	D[A]	4	1896 ccm	66 kW	90 PS	19.5:1	4
AHU KAT	79.50	D[A]	4	1896 ccm	66 kW	90 PS	19.5:1	4
AMY KAT	80.00	B[M]	4	2792 ccm	128 kW	174 PS	10:1	7
D5BA	86.00	D[LA]	4	1998 ccm	63-66 kW	85-90 PS	19:1	16
D6BA	86.00	D[LA]	4	1998 ccm	85 kW	116 PS	19:1	16
EV20H	84.00	B	6	1998 ccm	66 kW	90 PS	9:1	14
F3FA	86.00	D[LA]	4	1998 ccm	63-92 kW	85-125 PS	19:1	17
FIFA	86.00	D[LA]	4	1998 ccm	92 kW	125 PS	19:1	17
H14B	77.00	B	4	1415 ccm	52 kW	71 PS		1
HJBA	86.00	D[LA]	4	1998 ccm	90 kW	122 PS	19:1	17
HJBB	86.00	D[LA]	4	1998 ccm	90 kW	122 PS	19:1	17
HJBC	86.00	D[LA]	4	1998 ccm	90 kW	122 PS	19:1	17
HL1.8H CVH	80.00	B	4	1769 ccm			9.3:1	6
J2	80.96	B	4	1298 ccm	44 kW	60 PS	9:1	10
L3E (KL 16G (751M))	80.96	B	4	1599 ccm	62 kW	84 PS	9:1	11
LG (KL 16G (751M))	80.96	B	4	1599 ccm	62 kW	84 PS	9:1	11
LTA	80.00	D[AN]	4	1608 ccm	40 kW	54 PS	21.5:1	5
LTB	80.00	D[AN]	4	1608 ccm	40 kW	54 PS	21.5:1	5
LTC	80.00	D[AN]	4	1608 ccm	40 kW	54 PS	21.5:1	5
LXD 2	94.00	D[AN]	4	2304 ccm	49 kW	67 PS	23:1	20
N7BA	86.00	D[LA]	4	1998 ccm	96 kW	131 PS	18.2:1	17
RF	86.00	D	4	1998 ccm	47-55 kW	64-75 PS	22.7:1	18
RFA	82.50	D[A]	4	1753 ccm	55 kW	75 PS	21.5:1	13
RFB	82.50	D[A]	4	1753 ccm	55 kW	75 PS	21.5:1	13
RFD	82.50	D[LA]	4	1753 ccm	66 kW	90 PS	21.5:1	13
RFK	82.50	D[LA]	4	1753 ccm	66 kW	90 PS	21.5:1	13
RFL	82.50	D[A]	4	1753 ccm	55 kW	75 PS	21.5:1	13
RFM	82.50	D[LA]	4	1753 ccm	66 kW	90 PS	21.5:1	13
RFN	82.50	D[LA]	4	1753 ccm	66 kW	90 PS	21.5:1	13
RFS	82.50	D[LA]	4	1753 ccm	65 kW	88 PS	21.5:1	13
RFU	82.50	D[A]	4	1753 ccm	57 kW	77 PS	21.5:1	13
RTA	82.50	D[AN]	4	1753 ccm	44 kW	60 PS	21.5:1	12
RTB	82.50	D[AN]	4	1753 ccm	44 kW	60 PS	21.5:1	12
RTC	82.50	D[AN]	4	1753 ccm	44 kW	60 PS	21.5:1	12
RTD	82.50	D[AN]	4	1753 ccm	44 kW	60 PS	21.5:1	12
RTE	82.50	D[AN]	4	1753 ccm	44 kW	60 PS	21.5:1	12
RTF	82.50	D[AN]	4	1753 ccm	44 kW	60 PS	21.5:1	12
RTG	82.50	D[AN]	4	1753 ccm	44 kW	60 PS	21.5:1	12
RTH	82.50	D[AN]	4	1753 ccm	44 kW	60 PS	21.5:1	12
RTJ	82.50	D[AN]	4	1753 ccm	44 kW	60 PS	21.5:1	12
RTK	82.50	D[AN]	4	1753 ccm	44 kW	60 PS	21.5:1	12
RVA	82.50	D[LA]	4	1753 ccm	51 kW	70 PS	21.5:1	13
SCB 4V	92.00	D[LA]	4	2499 ccm	85 kW	116 PS	21:1	19
SCC	92.00	D[LA]	4	2500 ccm	85 kW	115 PS	21:1	19
SCD	92.00	D[LA]	4	2499 ccm	85 kW	115 PS	21:1	19
SFA	94.00	D[LA]	4	2498 ccm	68 kW	92 PS	21:1	22
SFB	94.00	D[LA]	4	2498 ccm	68 kW	92 PS	21:1	22
STP	94.00	D[AN]	4	2498 ccm	51 kW	69 PS	23:1	21
STR	94.00	D[AN]	4	2498 ccm	51 kW	69 PS	23:1	21
TL13H	79.00	B	4	1294 ccm			9.2:1	3
TL13L	79.00	B	4	1294 ccm			9.2:1	3
VB	78.00	B	4	1796 ccm			8.6:1	2

**FORD**

	B/D		Cyl.	ccm	kW	PS	Compr. Ratio	Pos.
VM 425	92.00	D[LA]	4	2500 ccm	92 kW	125 PS	21.5:1	19
XD 3P	94.00	D[AN]	4	2498 ccm	52-58 kW	70-79 PS	23:1	21
XD 3T	94.00	D[LA]	4	2498 ccm	66 kW	90 PS	21:1	22
YTR	94.00	D[AN]	4	2304 ccm	49 kW	67 PS	22.2:1	20
YTT	94.00	D[AN]	4	2304 ccm	49 kW	67 PS	22.2:1	20
ZH20 Zetec E	84.80	B	4	1988 ccm	100 kW	136 PS	10:1	15

**FORD**

	YEAR		B/D	Pos.		YEAR		B/D	Pos.
Ghia,2000GI,2000I	1975→ 1985	EV20H	B	14	Galaxy 1.9 TDI	10.1996→02.2000	AFN KAT	D	4
Mondeo 2.0 TDCI 16V	10.2001→	HJBA	D	17	Galaxy 2.8i V6	05.1995→03.2000	AAA KAT	B	7
Mondeo 2.0 TDCI 16V	10.2001→	HJBB	D	17	Galaxy 2.8i V6	04.1998→02.2000	AMY KAT	B	7
Mondeo 2.0 TDCI 16V	10.2001→	HJBC	D	17	Granada 2.3 D	10.1982→02.1985	LXD 2	D	20
Mondeo 2.0 TDCI 16V	10.2001→	N7BA	D	17	Granada 2.5 D	08.1982→08.1985	STP	D	21
Transit 2.0 TDCI 16V	08.2000→	F3FA	D	17	Granada 2.5 D	08.1982→08.1985	XD 3P	D	21
Transit 2.0 TDCI 16V	08.2000→	FIFA	D	17	Granada 2.5 D	04.1985→02.1992	STR	D	21
1300 Ghia	1970→ 1982	TL13L	B	3	Granada 2.5 TD	08.1993→09.1994	SCB 4V	D	19
1300 Ghia	1970→ 1982	TL13H	B	3	Granada 2.5 TD	06.1988→12.1994	SFA	D	22
1300 GLS	1970→ 1982	TL13L	B	3	Granada 2.5 TD	06.1988→12.1994	SFB	D	22
1300 GLS	1970→ 1982	TL13H	B	3	Granada 2000	1975→ 1985	EV20H	B	14
1300LS/S/XL	1970→ 1982	TL13L	B	3	Mondeo 1.8 TD	06.1993→07.1996	RFM	D	13
1300LS/S/XL	1970→ 1982	TL13H	B	3	Mondeo 1.8 TD	06.1993→	RFN	D	13
2000 Ghia	1981→	EV20H	B	14	Mondeo 2.0 DI 16V	10.2000→	D5BA	D	16
2000 Ghia,2000I	1969→ 1982	EV20H	B	14	Mondeo 2.0 LX 16v	05.1994→	ZH20 Zetec E	B	15
Anglia	1960→ 1968	105E	B	8	Mondeo 2.0 Si 16v	02.1993→	ZH20 Zetec E	B	15
Capri	1969→ 1981	EV20H	B	14	Mondeo 2.0TDCI 16V	10.2000→08.2002	D6BA	D	16
Capri 1.0	1960→ 1968	105E	B	8	Mondeo 2.0i Ghia X16V	10.1995→	ZH20 Zetec E	B	15
Capri 1.6	01.1968→12.1972	711M uprated	B	9	Orion 1.6 D	04.1984→03.1986	LTA	D	5
Capri 1.6 GT	01.1968→12.1972	711M uprated	B	9	Orion 1.6 D	04.1986→01.1989	LTC	D	5
Consul	1972→ 1975	EV20H	B	14	Orion 1.8 D	01.1989→07.1990	RTA	D	12
Cortina 1.6	01.1971→12.1975	711M uprated	B	9	Orion 1.8 D	01.1989→07.1990	RTB	D	12
Cortina 2000GI	1981→	EV20H	B	14	Orion 1.8 D	07.1990→12.1993	RTE	D	12
Cougar 2.0 16v	1998→	ZH20 Zetec E	B	15	Orion 1.8 D	07.1990→12.1993	RTF	D	12
Courier	1970→	VB	B	2	Orion 1.8 D	07.1990→12.1993	RTH	D	12
Econovan	08.1985→10.1991	H14B	B	1	Orion 1.8 TD	03.1993→12.1993	RFD	D	13
Escort 1.0	1960→ 1968	105E	B	8	Orion 1.8 TD	03.1993→12.1993	RFK	D	13
Escort 1.6 D	04.1984→12.1985	LTA	D	5	Prefect	1960→ 1968	107E	B	8
Escort 1.6 D	01.1986→01.1989	LTC	D	5	Scorpio 2.3 D	10.1982→	LXD 2	D	20
Escort 1.8 D	01.1989→07.1990	RTA	D	12	Scorpio 2.5 D	12.1985→02.1992	STR	D	21
Escort 1.8 D	01.1989→07.1990	RTB	D	12	Scorpio 2.5 TCI	01.1995→12.1998	SCD	D	19
Escort 1.8 D	07.1990→12.1994	RTE	D	12	Scorpio 2.5 TD	08.1993→09.1994	SCB 4V	D	19
Escort 1.8 D	07.1990→02.1999	RTF	D	12	Scorpio 2.5 TD	01.1995→12.1998	SCC	D	19
Escort 1.8 D	07.1990→02.1999	RTH	D	12	Scorpio 2.5 TD	09.1996→	VM 425	D	19
Escort 1.8 TD	08.1990→07.1998	RFS	D	13	Scorpio 2.5 TD	06.1988→02.1992	XD 3T	D	22
Escort 1.8 TD	03.1993→02.1999	RFD	D	13	Scorpio 2.5 TD	02.1992→12.1994	SFA	D	22
Escort 1.8 TD	03.1993→02.1999	RFK	D	13	Scorpio 2.5 TD	02.1992→12.1994	SFB	D	22
Escort 1.8 TD	01.1995→02.1999	RVA	D	13	Sierra 1.8	09.1991→10.1992	HL1.8H CVH	B	6
Escort 2.0 D	1985→ 1987	RF	D	18	Sierra 1.8 TD	08.1988→02.1993	RFA	D	13
Escort I 1.3	06.1970→02.1976	J2	B	10	Sierra 1.8 TD	08.1988→02.1993	RFB	D	13
Escort I Estate 1.3	12.1974→08.1980	J3	B	10	Sierra 1.8 TD	08.1988→02.1993	RFL	D	13
Escort II 1.3	03.1979→08.1980	J4	B	10	Sierra 2.0 V6	1982→12.1985	EV20H	B	14
Escort II 1.6 RS	12.1974→08.1980	LG (KL 16G(751M))	B	11	Sierra 2.3 D	08.1982→12.1986	LXD 2	D	20
Escort II Estate 1.3	04.1975→08.1980	J5	B	10	Sierra 2.3 D	08.1982→12.1986	YTT	D	20
Fiesta 1.6 D	04.1984→02.1989	LTB	D	5	Sierra 2.3 D	01.1987→09.1989	YTR	D	20
Fiesta 1.8 D	03.1989→12.1995	RTG	D	12	Sierra 2.5 D	1982→	XD 3P	D	21
Fiesta 1.8 D	03.1989→12.1996	RTC	D	12	Sierra GL, GLX, L, LX	1988→ 1993	HL1.8H CVH	B	6
Fiesta 1.8 D	03.1989→12.1996	RTD	D	12	Sierra Sapphire GL, GLX	1988→ 1993	HL1.8H CVH	B	6
Fiesta 1.8 D	10.1995→10.1999	RTJ	D	12	Taunus 1300 GL	1970→ 1982	TL13L	B	3
Fiesta 1.8 D	10.1995→10.1999	RTK	D	12	Taunus 1300 GL	1970→ 1982	TL13H	B	3
Fiesta 1.8 TD	1990→ 1995	RFU	D	13	Taunus 2000 GL	1969→ 1982	EV20H	B	14
Fiesta I 1.6 XR2	08.1981→08.1983	L3E (KL 16G(751M))	B	11	Telstar 2.0 D (AUS)	03.1983→ 1987	RF	D	18
Focus	1995→	ZH20 Zetec E	B	15	Thames 5-7 Cwt Van	10.1975→08.1980	307E	B	8
Galaxy 1.9 TDI	05.1995→02.2000	AHU KAT	D	4	Tourneo 2.0 DI 16V	08.2000→	ABFA	D	16
Galaxy 1.9 TDI	05.1995→	AHH KAT	D	4	Transit 1.0	1960→ 1968	105E	B	8
Galaxy 1.9 TDI	06.1995→08.1996	1Z	D	4	Transit 2.0 TdDi 16V	08.2000→	ABFA	D	16



FORD

1	2	3	4	5	6	7	8	9	10
<b>Ø 77.00</b>									
H14B	08.1985→10.1991	B	4	1415 ccm	52 kW	71 PS			<b>1</b> 76 mm
4 77.00			001,P,CR,KV1 005,IF,P,STD 231,P,CR,STD	1.500 2.000 4.000	3.200 3.200 3.850				
						<b>320-0600-000</b>	<b>77.00</b>		
<b>Ø 78.00</b>									
VB	1970→	B	4	1796 ccm				8.6:1	<b>2</b> 94 mm
4 78.00			001,P,CR,KV1 026,P,STD 231,P,CR,STD	1.500 1.500 4.000	3.300 3.300 3.950				
						<b>320-0310-101</b>	<b>78.00</b> <b>78.50</b>		
<b>Ø 79.00</b>									
TL13L	1970→1982	B	4	1294 ccm				9.2:1	<b>3</b> 66 mm
TL13H	1970→1982	B	4	1294 ccm				9.2:1	66 mm
4 79.00			001,P,CR,KV1 026,45',P,STD 231,P,CR,STD	2.000 2.500 4.000	3.300 3.350 4.150				
						<b>320-0127-000</b>	<b>79.00</b>		
<b>Ø 79.50</b>									
I2	06.1995→08.1996	D[LA]	4	1896 ccm	66 kW	90 PS			<b>4</b> 95.5mm
AFN KAT	10.1996→02.2000	D[LA]	4	1896 ccm	81 kW	110 PS		19.5:1	95.5mm
AHH KAT	05.1995→	D[A]	4	1896 ccm	66 kW	90 PS		19.5:1	95.5mm
AHU KAT	05.1995→02.2000	D[A]	4	1896 ccm	66 kW	90 PS		19.5:1	95.5mm
4 79.50			001,P,CR,KV1 005,IFU,P,IKA 231,P,CR,STD	1.750 2.000 3.000	3.300 3.300 3.650				
						<b>320-0611-000</b>	<b>79.50</b>		
4 79.50			001,P,CR,KV1 005,P,STD 231,P,CR,STD	1.750 2.000 3.000	3.350 3.350 3.750				
						<b>320-0278-000</b> <b>320-0278-001</b>	<b>79.50</b> <b>80.00</b>		
<b>Ø 80.00</b>									
LTA	04.1984→03.1986	D[AN]	4	1608 ccm	40 kW	54 PS		21.5:1	<b>5</b> 80 mm
LTB	04.1984→02.1989	D[AN]	4	1608 ccm	40 kW	54 PS		21.5:1	80 mm
LTC	01.1986→01.1989	D[AN]	4	1608 ccm	40 kW	54 PS		21.5:1	80 mm
4 80.00			001,P,CR,KV1 005,IF,P,STD 231,P,CR,STD	2.000 2.000 3.000	3.350 3.350 3.750				
						<b>320-0220-000</b> <b>320-0220-001</b> <b>320-0220-002</b>	<b>80.00</b> <b>80.50</b> <b>81.00</b>		



FORD

1	2	3	4	5	6	7	8	9	10
<b>Ø 80.00</b>									<b>6</b>
HL1.8H CVH		1988→	B	4	1769 ccm			9.3:1	88 mm
4			001,P,CR,KV1	1.500	3.350				
80.00			026,P,STD	1.500	3.300				
			231,P,CR,STD	3.000	3.750				
			<b>320-0655-000</b>			<b>80.00</b>			
<b>Ø 80.00</b>									<b>7</b>
AAA KAT		05.1995→02.2000	B[M]	4	2792 ccm	120-128 kW	163-174 PS	10:1	90.3 mm
AMY KAT		04.1998→02.2000	B[M]	4	2792 ccm	128 kW	174 PS	10:1	90.3 mm
4			001,P,CR,KV1	1.500	3.350				
80.00			026,P,STD	1.750	3.350				
			231,P,CR,STD	3.000	3.750				
			<b>320-0218-000</b>			<b>80.00</b>			
			<b>320-0218-002</b>			<b>80.50</b>			
<b>Ø 80.96</b>									<b>8</b>
105E		1960→ 1968	B	4	997 ccm			7.5:1	48.4 mm
107E		1960→ 1968	B	4	997 ccm			7.5:1	48.4 mm
307E		10.1975→08.1980	B	4	997 ccm			8.9:1	48.4 mm
4			001,IF,P,CR,KV1	1.600	3.350				
80.96			026,P,STD	2.000	3.350				
			231,P,CR,STD	3.947	4.100				
			<b>320-0823-000</b>			<b>80.960</b>			
			<b>320-0823-001</b>			<b>81.468</b>			
			<b>320-0823-002</b>			<b>82.722</b>			
			<b>-</b>			<b>81.976</b>			
			<b>320-0823-004</b>			<b>82.484</b>			
			<b>320-0823-005</b>			<b>83.246</b>			
<b>Ø 80.96</b>									<b>9</b>
711M updated		01.1968→12.1975	B	4	1599 ccm			9:1	
4			001,IF,P,CR,KV1	1.600	3.350				
80.96			026,P,STD	2.000	3.350				
			231,P,CR,STD	3.947	4.100				
			<b>320-0823-000</b>			<b>80.960</b>			
			<b>320-0823-001</b>			<b>81.468</b>			
			<b>320-0823-002</b>			<b>82.722</b>			
			<b>-</b>			<b>81.976</b>			
			<b>320-0823-004</b>			<b>82.484</b>			
			<b>320-0823-005</b>			<b>83.246</b>			
<b>Ø 80.96</b>									<b>10</b>
J2		06.1970→08.1980	B	4	1298 ccm	44 kW	60 PS	9:1	
4			001,IF,P,CR,KV1	1.600	3.350				
80.96			026,P,STD	2.000	3.350				
			231,P,CR,STD	3.947	4.100				
			<b>320-0823-000</b>			<b>80.960</b>			
			<b>320-0823-001</b>			<b>81.468</b>			
			<b>320-0823-002</b>			<b>82.722</b>			
			<b>-</b>			<b>81.976</b>			
			<b>320-0823-004</b>			<b>82.484</b>			
			<b>320-0823-005</b>			<b>83.246</b>			



FORD

1	2	3	4	5	6	7	8	9	10
<b>Ø 80.96</b>									<b>11</b>
L3E (KL 16G (751M))		08.1981→08.1983	B	4	1599 ccm	62 kW	84 PS	9:1	
LG (KL 16G (751M))		06.1970→08.1980	B	4	1599 ccm	62 kW	84 PS	9:1	
4			001,IF,P,CR,KV1	1.600	3.350				
80.96			026,P,STD	2.000	3.350				
			231,P,CR,STD	3.947	4.100				
			<b>320-0823-000</b>				<b>80.960</b>		
			<b>320-0823-001</b>				<b>81.468</b>		
			<b>320-0823-002</b>				<b>82.722</b>		
			-				<b>81.976</b>		
			<b>320-0823-004</b>				<b>82.484</b>		
			<b>320-0823-005</b>				<b>83.246</b>		
<b>Ø 82.50</b>									<b>12</b>
RTA		01.1989→07.1990	D[AN]	4	1753 ccm	44 kW	60 PS	21.5:1	82mm
RTB		01.1989→07.1990	D[AN]	4	1753 ccm	44 kW	60 PS	21.5:1	82mm
RTC		03.1989→12.1996	D[AN]	4	1753 ccm	44 kW	60 PS	21.5:1	82mm
RTD		03.1989→12.1996	D[AN]	4	1753 ccm	44 kW	60 PS	21.5:1	82mm
RTE		07.1990→12.1994	D[AN]	4	1753 ccm	44 kW	60 PS	21.5:1	82mm
RTF		07.1990→02.1999	D[AN]	4	1753 ccm	44 kW	60 PS	21.5:1	82mm
RTG		03.1989→12.1995	D[AN]	4	1753 ccm	44 kW	60 PS	21.5:1	82mm
RTH		07.1990→02.1999	D[AN]	4	1753 ccm	44 kW	60 PS	21.5:1	82mm
RTJ		10.1995→10.1999	D[AN]	4	1753 ccm	44 kW	60 PS	21.5:1	82mm
RTK		10.1995→10.1999	D[AN]	4	1753 ccm	44 kW	60 PS	21.5:1	82mm
4			001,P,CR,KV1	2.000	3.450				
82.50			005,IF,P,STD	2.000	3.450				
			231,P,CR,STD	3.000	3.750				
			<b>320-0509-000</b>				<b>82.50</b>		
			<b>320-0509-001</b>				<b>83.00</b>		
<b>Ø 82.50</b>									<b>13</b>
RFA		08.1988→02.1993	D[A]	4	1753 ccm	55 kW	75 PS	21.5:1	82 mm
RFB		08.1988→02.1993	D[A]	4	1753 ccm	55 kW	75 PS	21.5:1	82 mm
RFD		03.1993→02.1999	D[LA]	4	1753 ccm	66 kW	90 PS	21.5:1	82 mm
RFK		03.1993→02.1999	D[LA]	4	1753 ccm	66 kW	90 PS	21.5:1	82 mm
RFL		08.1988→02.1993	D[A]	4	1753 ccm	55 kW	75 PS	21.5:1	82 mm
RFM		06.1993→07.1996	D[LA]	4	1753 ccm	66 kW	90 PS	21.5:1	82 mm
RFN		06.1993→	D[LA]	4	1753 ccm	66 kW	90 PS	21.5:1	82 mm
RFS		08.1990→07.1998	D[LA]	4	1753 ccm	65 kW	88 PS	21.5:1	82 mm
RFU		1990→1995	D[A]	4	1753 ccm	57 kW	77 PS	21.5:1	82 mm
RVA		01.1995→02.1999	D[LA]	4	1753 ccm	51 kW	70 PS	21.5:1	82 mm
4	GL 75.8	26.0	008,6°,P,CR,KV1	2.500	3.450				
82.50	KH 45.65	69.0	005,IF,P,STD	2.000	3.450				
	MT -1.5		231,P,CR,STD	3.000	3.750				
	RTK								
	RK								
	P								
	G								
<b>110-0510-000</b>		<b>210-0510-000</b>	<b>320-0510-000</b>				<b>82.50</b>		<b>510-0510-000</b>
<b>110-0510-001</b>		<b>210-0510-000</b>	<b>320-0510-001</b>				<b>83.00</b>		<b>510-0510-001</b>

**FORD**

1	2	3	4	5	6	7	8	9	10
<b>Ø 84.00</b>									<b>14</b>
EV20H		1969→	B	6	1998 ccm	66 kW	90 PS	9:1	60.1 mm
6			001,IF,P,CR,STD	2.000	3.550				
84.00			023,P,STD	3.000	3.550				
			231,P,STD	5.000	4.150				
			<b>320-0104-000</b>			<b>84.00</b>			
<b>Ø 84.80</b>									<b>15</b>
ZH20 Zetec E		02.1993→	B	4	1988 ccm	100 kW	136 PS	10:1	88 mm
4			001,P,CR,KV1	1.500	3.550				
84.80			026,P,STD	1.750	3.550				
			231,P,CR,STD	3.000	3.750				
			<b>320-0552-000</b>			<b>84.80</b>			
<b>Ø 86.00</b>									<b>16</b>
ABFA		10.2000→	D[LA]	4	1998 ccm	74 kW	100 PS	19:1	86 mm
D5BA		10.2000→	D[LA]	4	1998 ccm	63-66 kW	85-90 PS	19:1	86 mm
D6BA		10.2000→08.2002	D[LA]	4	1998 ccm	85 kW	116 PS	19:1	86 mm
4	GL 74	30.0		2.000					
86.00	KH 47.58	67.0		2.000					
	MT -16.5			2.000					
	RTK								
	P								
	G								
						<b>86.00</b>			
<b>110-0907-000</b>						<b>86.25</b>			
<b>110-0907-001</b>						<b>86.50</b>			
<b>110-0907-002</b>									
<b>Ø 86.00</b>									<b>17</b>
F3FA		08.2000→	D[LA]	4	1998 ccm	63-92 kW	85-125 PS	19:1	86 mm
FIFA		08.2000→	D[LA]	4	1998 ccm	92 kW	125 PS	19:1	86 mm
HJBA		10.2001→	D[LA]	4	1998 ccm	90 kW	122 PS	19:1	86 mm
HJBB		10.2001→	D[LA]	4	1998 ccm	90 kW	122 PS	19:1	86 mm
HJBC		10.2001→	D[LA]	4	1998 ccm	90 kW	122 PS	19:1	86 mm
N7BA		10.2001→	D[LA]	4	1998 ccm	96 kW	131 PS	18.2:1	86 mm
4	GL 74.1	30.0		2.000					
86.00	KH 47.7	67.0		2.000					
	MT -15.2			2.000					
	RTK								
	KKK								
	P								
	G								
						<b>86.00</b>			
<b>110-0908-000</b>						<b>86.25</b>			
<b>110-0908-001</b>						<b>86.50</b>			
<b>110-0908-002</b>									
<b>Ø 86.00</b>									<b>18</b>
RF		03.1983→1987	D	4	1998 ccm	47-55 kW	64-75 PS	22.7:1	86 mm
4			001,P,CR,KV1	2.000	3.600				
86.00			005,IF,P,STD	2.000	3.600				
			231,P,CR,STD	4.000	4.150				
			<b>320-0158-000</b>			<b>86.00</b>			



**FORD**

1	2	3	4	5	6	7	8	9	10
<b>Ø 92.00</b>									<b>19</b>
SCB 4V		08.1993→09.1994	D[LA]	4	2499 ccm	85 kW	116 PS	21:1	94 mm
SCC		01.1995→12.1998	D[LA]	4	2500 ccm	85 kW	115 PS	21:1	94 mm
SCD		01.1995→12.1998	D[LA]	4	2499 ccm	85 kW	115 PS	21:1	94 mm
VM 425		09.1996→	D[LA]	4	2500 ccm	92 kW	125 PS	21.5:1	94 mm
4			008,15°,P,CR,KV1	2.500	3.900				
92.00			026,P,STD	2.000	3.900				
			231,P,CR,STD	4.000	4.250				
			<b>320-0506-000</b>			<b>92.00</b>			
<b>Ø 94.00</b>									<b>20</b>
LXD 2		08.1982→	D[AN]	4	2304 ccm	49 kW	67 PS	23:1	83mm
YTR		01.1987→09.1989	D[AN]	4	2304 ccm	49 kW	67 PS	22.2:1	83mm
YTT		08.1982→12.1986	D[AN]	4	2304 ccm	49 kW	67 PS	22.2:1	83mm
4			001,P,CR,KV1	2.000	3.950				
94.00			005,IF,P,STD	2.000	3.950				
			231,P,CR,STD	4.000	4.250				
			<b>320-0186-000</b>			<b>94.00</b>			
			<b>320-0207-000</b>			<b>95.00</b>			
<b>Ø 94.00</b>									<b>21</b>
STP		08.1982→08.1985	D[AN]	4	2498 ccm	51 kW	69 PS	23:1	90mm
STR		04.1985→02.1992	D[AN]	4	2498 ccm	51 kW	69 PS	23:1	90 mm
XD 3P		1982→	D[AN]	4	2498 ccm	52-58 kW	70-79 PS	23:1	90 mm
4			001,P,CR,KV1	2.000	3.950				
94.00			005,IF,P,STD	2.000	3.950				
			231,P,CR,STD	4.000	4.250				
			<b>320-0186-000</b>			<b>94.00</b>			
			<b>320-0207-000</b>			<b>95.00</b>			
<b>Ø 94.00</b>									<b>22</b>
SFA		06.1988→12.1994	D[LA]	4	2498 ccm	68 kW	92 PS	21:1	90 mm
SFB		06.1988→12.1994	D[LA]	4	2498 ccm	68 kW	92 PS	21:1	90 mm
XD 3T		06.1988→02.1992	D[LA]	4	2498 ccm	66 kW	90 PS	21:1	90 mm
4			008,15°,P,CR,STD	3.000	3.950				
94.00			005,IF,P,STD	2.000	3.950				
			231,P,CR,STD,CSN	4.000	4.250				
			<b>320-0275-100</b>			<b>94.00</b>			